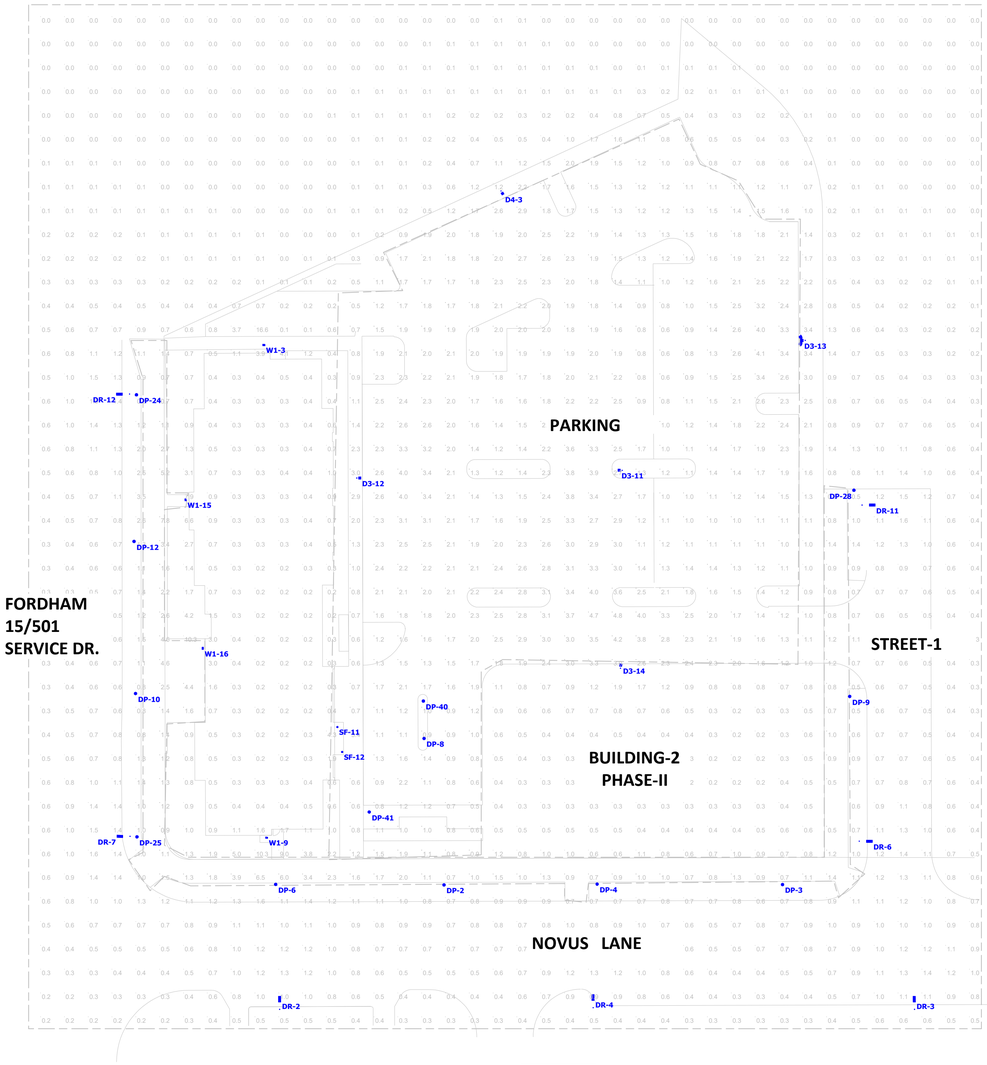
Statistics

Description	Symbol	Avg	Max	Min	Max/Min	Avg/Min
Calc Zone Ph-1	+	1.0 fc	16.6 fc	0.0 fc	N/A	N/A
Calc Zone Ph-2	+	0.5 fc	11.4 fc	0.0 fc	N/A	N/A
Ph-1 Parking	X	1.9 fc	4.8 fc	0.5 fc	9.6:1	3.8:1
Ph-1 Sidewalk	X	1.8 fc	7.8 fc	0.5 fc	15.6:1	3.6:1

Schedule

Symbol	Label	QTY	Catalog Number	Description	Lamp	Number Lamps	Lumens per Lamp	LLF	Wattage
	DR	7	ATB0 20B LED E10 XXXXX R3	ATB0 SERIES 72W LED 1000MA TYPE 3 4000K CCT	20B 4K LED ARRAY	1	6264	0.85	72
	DP	13	ARC050650LEDEU33	LED POST TOP TYPE III NO CAGE	6 LED UNIT, 5000CCT, 65CRI	6	559	0.85	57.4
	D3	4	GAN-AE-04-LED-U-T3R	GALLEON LED AREA AND ROADWAY LUMINAIRE (4) 70 CRI, 4000K, 1A LIGHTSQUARES WITH 16 LEDS EACH AND TYPE III ROADWAY OPTICS ABSOLUTE PHOTOMETRY IS BASED ON CALIBRATION FACTORS CREATED USING LAB LUMEN STANDARDS IN GONIOPHOTOMETER WITH TEST DISTANCE OF 28.75 FEET		64	330	0.85	213
	D4	1	GAN-AE-04-LED-U-T4W	GALLEON LED AREA AND ROADWAY LUMINAIRE (4) 70 CRI, 4000K, 1A LIGHTSQUARES WITH 16 LEDS EACH AND TYPE IV WIDE OPTICS ABSOLUTE PHOTOMETRY IS BASED ON CALIBRATION FACTORS CREATED USING LAB LUMEN STANDARDS IN GONIOPHOTOMETER WITH TEST DISTANCE OF 28.75 FEET		64	321	0.85	213
	D33	0	GAN-AE-04-LED-U-T3R	GALLEON LED AREA AND ROADWAY LUMINAIRE (4) 70 CRI, 4000K, 1A LIGHTSQUARES WITH 16 LEDS EACH AND TYPE III ROADWAY OPTICS ABSOLUTE PHOTOMETRY IS BASED ON CALIBRATION FACTORS CREATED USING LAB LUMEN STANDARDS IN GONIOPHOTOMETER WITH TEST DISTANCE OF 28.75 FEET		64	330	0.85	426
	W1	4	WST LED P3 40K VW MVOLT	WST LED, Performance package 3, 4000 K, visual comfort wide, MVOLT	LED	1	6689	0.85	50
	P1	0	AS1 42TRT SR3 HS	ARCHITECTURAL ARM-MOUNTED CUTOFF LUMINAIRE WITH SR3 REFLECTOR, BLACK INTERNAL HOUSE SIDE SHIELD. MEETS THE 'NIGHTTIME FRIENDLY' CRITERIA	ONE 42-WATT TRIPLE TUBE COMPACT FLUORESCENT, HORIZONTAL POSITION.	1	3200	0.85	48
	SF	2	LA4-13401-G3+LA400F-CL	INDY 4" DIA. 1-LED 1300LM, 4K 80 CRI, ADJUSTABLE ACCENT LIGHT W/ CLEAR SPECULAR ALZAK LOWER CONE (CL), MULTI-FACETED CLEAR SPECULAR FLOOD REFLECTOR & LIGHTLY FROSTED PLASTIC DIFFUSING LENS	1-WHITE LED LIGHT ENGINE, LUMEN RATING = -1/ABSOLUTE PHOTOMETRY	1	884	1	13.5
	B	0		77237	LED 2,1W	1	136	1	3
	SC	0	OLLWU	OUTDOOR LED WALL UPLIGHT AND DOWNLIGHT CYLINDER WITH 4000K LEDS AND POLYCARBONATE LENSES	LED	1	491	1	14.3
	P2	0	AS1 2/42TRT SR3 HS	ARCHITECTURAL ARM-MOUNTED CUTOFF LUMINAIRE WITH SR3 REFLECTOR, BLACK INTERNAL HOUSE SIDE SHIELD. MEETS THE 'NIGHTTIME FRIENDLY' CRITERIA	TWO 42-WATT TRIPLE TUBE COMPACT FLUORESCENT, HORIZONTAL POSITION.	2	3200	0.85	186



Plan View
Scale - 1" = 30ft

Luminaire Locations

No.	Label	Location X	Location Y	Location Z	MH	Orientation	Tilt	Aim X	Aim Y	Aim Z
3	D4	-214.70	9403.80	28.00	28.00	149.68	0.00	-214.07	9402.72	0.00
11	D3	-163.80	9286.50	28.00	28.00	271.66	0.00	-165.05	9286.54	0.00
12	D3	-275.20	9283.30	28.00	28.00	90.00	0.00	-273.95	9283.30	0.00
13	D3	-87.00	9341.00	28.00	28.00	270.00	0.00	-88.25	9341.00	0.00
14	D3	-164.50	9203.40	28.00	28.00	4.54	0.00	-164.40	9204.65	0.00
2	DP	-238.60	9112.40	12.00	12.00	0.00	0.00	-238.60	9112.40	0.00
3	DP	-96.48	9112.55	12.00	12.00	0.00	0.00	-96.48	9112.55	0.00
4	DP	-174.33	9112.74	12.00	12.00	0.00	0.00	-174.33	9112.74	0.00
6	DP	-309.26	9112.63	12.00	12.00	0.00	0.00	-309.26	9112.63	0.00
8	DP	-247.00	9173.89	12.00	12.00	272.60	0.00	-247.00	9173.89	0.00
9	DP	-68.25	9191.55	12.00	12.00	272.60	0.00	-68.25	9191.55	0.00
10	DP	-368.14	9192.76	12.00	12.00	90.00	0.00	-368.14	9192.76	0.00
12	DP	-368.76	9256.65	12.00	12.00	88.81	0.00	-368.76	9256.65	0.00
24	DP	-367.74	9318.22	12.00	12.00	91.08	0.00	-367.74	9318.22	0.00
25	DP	-367.53	9132.55	12.00	12.00	88.51	0.00	-367.53	9132.55	0.00
28	DP	-66.50	9278.10	12.00	12.00	270.00	0.00	-66.50	9278.10	0.00
40	DP	-247.30	9189.60	12.00	12.00	0.00	0.00	-247.30	9189.60	0.00
41	DP	-270.00	9143.00	12.00	12.00	99.46	0.00	-270.00	9143.00	0.00
2	DR	-307.61	9060.14	30.00	30.00	0.00	0.00	-307.61	9064.39	0.00
3	DR	-41.08	9060.14	30.00	30.00	358.21	0.00	-41.21	9064.39	0.00
4	DR	-176.04	9060.82	30.00	30.00	359.51	0.00	-176.08	9065.07	0.00
6	DR	-64.25	9130.73	30.00	30.00	90.00	0.00	-60.00	9130.73	0.00
7	DR	-370.44	9132.75	30.00	30.00	270.32	0.00	-374.69	9132.78	0.00
11	DR	-63.06	9271.88	30.00	30.00	90.00	0.00	-58.81	9271.88	0.00
12	DR	-370.64	9318.52	30.00	30.00	270.00	0.00	-374.89	9318.52	0.00
11	SF	-283.40	9178.70	12.00	12.00	0.00	0.00	-283.40	9178.70	0.00
12	SF	-281.40	9168.20	12.00	12.00	0.00	0.00	-281.40	9168.20	0.00
3	W1	-314.30	9339.10	10.00	10.00	2.16	0.00	-314.30	9339.10	0.00
9	W1	-313.10	9132.20	16.00	16.00	184.57	0.00	-313.10	9132.20	0.00
15	W1	-347.10	9274.10	16.00	16.00	265.39	0.00	-347.10	9274.10	0.00
16	W1	-339.90	9211.70	16.00	16.00	270.00	0.00	-339.90	9211.70	0.00

MH = MOUNTING HEIGHTS

NORTH

0 30 60 FT

SCOTT MURRAY
LAND PLANNING, INC.
Landscape Architecture | Environmental Design | Project Management

Project:

Tarheel Lodging Redevelopment

Developer:

Tarheel Lodging, LLC
and
Unicorn Group Fifteen, LLC
6110 Falconbridge Rd. Ste. 200
Chapel Hill, NC 27517

Sheet Title:

Lighting Plan Phase-I

No.	Date:	Issue Notes:

Design Firm:
Scott Murray Land Planning, Inc.
274 Botetourt Ct. Boydton, VA 23917
1450 Environ Way Chapel Hill, NC 27517
252-213-9501 434-689-2925 (fax)
www. stmlandplan.com
smurray@stmlandplan.com

Limitations of Use and Liability Disclaimer - This document and all associated documents are provided for a specific site and the named Project only. In no event shall the Client or any third party copy or use any of the concepts, plans, drawings, specifications, designs, or other documents or data, document produced by the Consultant in connection with the Project (the "Instruments of Service") for any purpose other than those noted above or in relation to any project other than the named Project without the prior written permission of the Consultant. Liability arising from the use of these documents is limited to the scope of services fee agreed to in the Project Proposal Scope of Services.

Scale: 1"=30'-0"


Date: Oct. 13, 2018

Drawn & Checked By: STM

Surveyed.:

CS2401

of


BUILDING-4
BUILDING-5
BUILDING-3
BUILDING-2
BUILDING-2
BUILDING-1
LEGION RD.
NOVUS LANE
DR-19
DP-23
DP-42
DR-18
DP-21
DP-20
DR-17
W1-19
P1-30
P1-29
DP-19
W1-17
P1-31
P1-28
DP-39
P2-1
DP-18
W1-5
P1-27
P1-2
DP-27
DR-15
P2-4
P1-26
W1-18
SC-11
P1-1
P1-32
P2-3
P1-3
SC-18
P1-12
P2-6
P1-35
P2-2
W1-4
P1-25
SC-19
DP-17
SC-17
P1-4
P1-34
P1-24
W1-11
SC-20
P1-11
P2-8
P1-33
W1-12
DP-16
SC-21
SC-5
P1-5
DP-28
DR-11
P2-7
P1-10
SC-22
SC-23
P2-5
SF-1
SF-2
SF-3
P1-6
P1-9
SC-16
SF-4
SF-5
SF-6
SC-24
W1-10
DP-9
P1-8
P1-7
SC-25
SC-28
SC-29
B-8
B-9
B-7
SC-4
SC-3
B-11
SF-7
SF-8
B-6
B-10
SF-9
SF-10
B-5
B-12
B-4
B-13
B-14
B-15
B-16
B-17
DP-26
B-1
B-3
DR-6
SC-27
SC-26
B-2
DP-4
DP-3
DP-5
DP-1
DR-5
DR-4
DR-3
DR-1
DP-38
DR-8
DP-7
SC-1
SC-2
DP-11
DR-10
DP-35
DP-13
DP-14
DP-15
SC-30
SC-31
DP-36
DR-14
DR-9
DR-13
DP-34
W1-7
SC-32
SC-33
DP-37
DR-16
P1-36
P1-37
P1-38
P1-39
P1-40
P1-41
P1-42
P1-43
P1-44
P1-45
P1-46
P1-47
P1-48
P1-49
P1-50
P1-51
P1-52
P1-53
P1-54
P1-55
P1-56
P1-57
P1-58
P1-59
P1-60
P1-61
P1-62
P1-63
P1-64
P1-65
P1-66
P1-67
P1-68
P1-69
P1-70
P1-71
P1-72
P1-73
P1-74
P1-75
P1-76
P1-77
P1-78
P1-79
P1-80
P1-81
P1-82
P1-83
P1-84
P1-85
P1-86
P1-87
P1-88
P1-89
P1-90
P1-91
P1-92
P1-93
P1-94
P1-95
P1-96
P1-97
P1-98
P1-99
P1-100
P1-101
P1-102
P1-103
P1-104
P1-105
P1-106
P1-107
P1-108
P1-109
P1-110
P1-111
P1-112
P1-113
P1-114
P1-115
P1-116
P1-117
P1-118
P1-119
P1-120
P1-121
P1-122
P1-123
P1-124
P1-125
P1-126
P1-127
P1-128
P1-129
P1-130
P1-131
P1-132
P1-133
P1-134
P1-135
P1-136
P1-137
P1-138
P1-139
P1-140
P1-141
P1-142
P1-143
P1-144
P1-145
P1-146
P1-147
P1-148
P1-149
P1-150
P1-151
P1-152
P1-153
P1-154
P1-155
P1-156
P1-157
P1-158
P1-159
P1-160
P1-161
P1-162
P1-163
P1-164
P1-165
P1-166
P1-167
P1-168
P1-169
P1-170
P1-171
P1-172
P1-173
P1-174
P1-175
P1-176
P1-177
P1-178
P1-179
P1-180
P1-181
P1-182
P1-183
P1-184
P1-185
P1-186
P1-187
P1-188
P1-189
P1-190
P1-191
P1-192
P1-193
P1-194
P1-195
P1-196
P1-197
P1-198
P1-199
P1-200
P1-201
P1-202
P1-203
P1-204
P1-205
P1-206
P1-207
P1-208
P1-209
P1-210
P1-211
P1-212
P1-213
P1-214
P1-215
P1-216
P1-217
P1-218
P1-219
P1-220
P1-221
P1-222
P1-223
P1-224
P1-225
P1-226
P1-227
P1-228
P1-229
P1-230
P1-231
P1-232
P1-233
P1-234
P1-235
P1-236
P1-237
P1-238
P1-239
P1-240
P1-241
P1-242
P1-243
P1-244
P1-245
P1-246
P1-247
P1-248
P1-249
P1-250
P1-251
P1-252
P1-253
P1-254
P1-255
P1-256
P1-257
P1-258
P1-259
P1-260
P1-261
P1-262
P1-263
P1-264
P1-265
P1-266
P1-267
P1-268
P1-269
P1-270
P1-271
P1-272
P1-273
P1-274
P1-275
P1-276
P1-277
P1-278
P1-279
P1-280
P1-281
P1-282
P1-283
P1-284
P1-285
P1-286
P1-287
P1-288
P1-289
P1-290
P1-291
P1-292
P1-293
P1-294
P1-295
P1-296
P1-297
P1-298
P1-299
P1-300
P1-301
P1-302
P1-303
P1-304
P1-305
P1-306
P1-307
P1-308
P1-309
P1-310
P1-311
P1-312
P1-313
P1-314
P1-315
P1-316
P1-317
P1-318
P1-319
P1-320
P1-321
P1-322
P1-323
P1-324
P1-325
P1-326
P1-327
P1-328
P1-329
P1-330
P1-331
P1-332
P1-333
P1-334
P1-335
P1-336
P1-337
P1-338
P1-339
P1-340
P1-341
P1-342
P1-343
P1-344
P1-345
P1-346
P1-347
P1-348
P1-349
P1-350
P1-351
P1-352
P1-353
P1-354
P1-355
P1-356
P1-357
P1-358
P1-359
P1-360
P1-361
P1-362
P1-363
P1-364
P1-365
P1-366
P1-367
P1-368
P1-369
P1-370
P1-371
P1-372
P1-373
P1-374
P1-375
P1-376
P1-377
P1-378
P1-379
P1-380
P1-381
P1-382
P1-383
P1-384
P1-385
P1-386
P1-387
P1-388
P1-389
P1-390
P1-391
P1-392
P1-393
P1-394
P1-395
P1-396
P1-397
P1-398
P1-399
P1-400
P1-401
P1-402
P1-403
P1-404
P1-405
P1-406
P1-407
P1-408
P1-409
P1-410
P1-411
P1-412
P1-413
P1-414
P1-415
P1-416
P1-417
P1-418
P1-419
P1-420
P1-421
P1-422
P1-423
P1-424
P1-425
P1-426
P1-427
P1-428
P1-429
P1-430
P1-431
P1-432
P1-433
P1-434
P1-435
P1-436
P1-437
P1-438
P1-439
P1-440
P1-441
P1-442
P1-443
P1-444
P1-445
P1-446
P1-447
P1-448
P1-449
P1-450
P1-451
P1-452
P1-453
P1-454
P1-455
P1-456
P1-457
P1-458
P1-459
P1-460
P1-461
P1-462
P1-463
P1-464
P1-465
P1-466
P1-467
P1-468
P1-469
P1-470
P1-471
P1-472
P1-473
P1-474
P1-475
P1-476
P1-477
P1-478
P1-479
P1-480
P1-481
P1-482
P1-483
P1-484
P1-485
P1-486
P1-487
P1-488
P1-489
P1-490
P1-491
P1-492
P1-493
P1-494
P1-495
P1-496
P1-497
P1-498
P1-499
P1-500
P1-501
P1-502
P1-503
P1-504
P1-505
P1-506
P1-507
P1-508
P1-509
P1-510
P1-511
P1-512
P1-513
P1-514
P1-515
P1-516
P1-517
P1-518
P1-519
P1-520
P1-521
P1-522
P1-523
P1-524
P1-525
P1-526
P1-527
P1-528
P1-529
P1-530
P1-531
P1-532
P1-533
P1-534
P1-535
P1-536
P1-537
P1-538
P1-539
P1-540
P1-541
P1-542
P1-543
P1-544
P1-545
P1-546
P1-547
P1-548
P1-549
P1-550
P1-551
P1-552
P1-553
P1-554
P1-555
P1-556
P1-557
P1-558
P1-559
P1-560
P1-561
P1-562
P1-563
P1-564
P1-565
P1-566
P1-567
P1-568
P1-569
P1-570
P1-571
P1-572
P1-573
P1-574
P1-575
P1-576
P1-577
P1-578
P1-579
P1-580
P1-581
P1-582
P1-583
P1-584
P1-585
P1-586
P1-587
P1-588
P1-589
P1-590
P1-591
P1-592
P1-593
P1-594
P1-595
P1-596
P1-597
P1-598
P1-599
P1-600
P1-601
P1-602
P1-603
P1-604
P1-605
P1-606
P1-607
P1-608
P1-609
P1-610
P1-611
P1-612
P1-613
P1-614
P1-615
P1-616
P1-617
P1-618
P1-619
P1-620
P1-621
P1-622
P1-623
P1-624
P1-625
P1-626
P1-627
P1-628
P1-629
P1-630
P1-631
P1-632
P1-633
P1-634
P1-635
P1-636
P1-637
P1-638
P1-639
P1-640
P1-641
P1-642
P1-643
P1-644
P1-645
P1-646
P1-647
P1-648
P1-649
P1-650
P1-651
P1-652
P1-653
P1-654
P1-655
P1-656
P1-657
P1-658
P1-659
P1-660
P1-661
P1-662
P1-663
P1-664
P1-665
P1-666
P1-667
P1-668
P1-669
P1-670
P1-671
P1-672
P1-673
P1-674
P1-675
P1-676
P1-677
P1-678
P1-679
P1-680
P1-681
P1-682
P1-683
P1-684
P1-685
P1-686
P1-687
P1-688
P1-689
P1-690
P1-691
P1-692
P1-693
P1-694
P1-695
P1-696
P1-697
P1-698
P1-699
P1-700
P1-701
P1-702
P1-703
P1-704
P1-705
P1-706
P1-707
P1-708
P1-709
P1-710
P1-711
P1-712
P1-713
P1-714
P1-715
P1-716
P1-717
P1-718
P1-719
P1-720
P1-721
P1-722
P1-723
P1-724
P1-725
P1-726
P1-727
P1-728
P1-729
P1-730
P1-731
P1-732
P1-733
P1-734
P1-735
P1-736
P1-737
P1-738
P1-739
P1-740
P1-741
P1-742
P1-743
P1-744
P1-745
P1-746
P1-747
P1-748
P1-749
P1-750
P1-751
P1-752
P1-753
P1-754
P1-755
P1-756
P1-757
P1-758
P1-759
P1-760
P1-761
P1-762
P1-763
P1-764
P1-765
P1-766
P1-767
P1-768
P1-769
P1-770
P1-771
P1-772
P1-773
P1-774
P1-775
P1-776
P1-777
P1-778
P1-779
P1-780
P1-781
P1-782
P1-783
P1-784
P1-785
P1-786
P1-787
P1-788
P1-789
P1-790
P1-791
P1-792
P1-793
P1-794
P1-795
P1-796
P1-797
P1-798
P1-799
P1-800
P1-801
P1-802
P1-803
P1-804
P1-805
P1-806
P1-807
P1-808
P1-809
P1-810
P1-811
P1-812
P1-813
P1-814
P1-815
P1-816
P1-817
P1-818
P1-819
P1-820
P1-821
P1-822
P1-823
P1-824
P1-825
P1-826
P1-827
P1-828
P1-829
P1-830
P1-831
P1-832
P1-833
P1-834
P1-835
P1-836
P1-837
P1-838
P1-839
P1-840
P1-841
P1-842
P1-843
P1-844
P1-845
P1-846
P1-847
P1-848
P1-849
P1-850
P1-851
P1-852
P1-853
P1-854
P1-855
P1-856
P1-857
P1-858
P1-859
P1-860
P1-861
P1-862
P1-863
P1-864
P1-865
P1-866
P1-867
P1-868
P1-869
P1-870
P1-871
P1-872
P1-873
P1-874
P1-875
P1-876
P1-877
P1-878
P1-879
P1-880
P1-881
P1-882
P1-883
P1-884
P1-885
P1-886
P1-887
P1-888
P1-889
P1-890
P1-891
P1-892
P1-893
P1-894
P1-895
P1-896
P1-897
P1-898
P1-899
P1-900
P1-901
P1-902
P1-903
P1-904
P1-905
P1-906
P1-907
P1-908
P1-909
P1-910
P1-911
P1-912
P1-913
P1-914
P1-915
P1-916
P1-917
P1-918
P1-919
P1-920
P1-921
P1-922
P1-923
P1-924
P1-925
P1-926
P1-927
P1-928
P1-929
P1-930
P1-931
P1-932
P1-933
P1-934
P1-935
P1-936
P1-937
P1-938
P1-939
P1-940
P1-941
P1-942
P1-943
P1-944
P1-945
P1-946
P1-947
P1-948
P1-949
P1-950
P1-951
P1-952
P1-953
P1-954
P1-955
P1-956
P1-957
P1-958
P1-959
P1-960
P1-961
P1-962
P1-963
P1-964
P1-965
P1-966
P1-967
P1-968
P1-969
P1-970
P1-971
P1-972
P1-973
P1-974
P1-975
P1-976
P1-977
P1-978
P1-979
P1-980
P1-981
P1-982
P1-983
P1-984
P1-985
P1-986
P1-987
P1-988
P1-989
P1-990
P1-991
P1-992
P1-993
P1-994
P1-995
P1-996
P1-997
P1-998
P1-999
P1-1000
P1-1001
P1-1002
P1-1003
P1-1004
P1-1005
P1-1006
P1-1007
P1-1008
P1-1009
P1-1010
P1-1011
P1-1012
P1-1013
P1-1014
P1-1015
P1-1016
P1-1017
P1-1018
P1-1019
P1-1020
P1-1021
P1-1022
P1-1023
P1-1024
P1-1025
P1-1026
P1-1027
P1-1028
P1-1029
P1-1030
P1-1031
P1-1032
P1-1033
P1-1034
P1-1035
P1-1036
P1-1037
P1-1038
P1-1039
P1-1040
P1-1041
P1-1042
P1-1043
P1-1044
P1-1045
P1-1046
P1-1047
P1-1048
P1-1049
P1-1050
P1-1051
P1-1052
P1-1053
P1-1054
P1-1055
P1-1056
P1-1057
P1-1058
P1-1059
P1-1060
P1-1061
P1-1062
P1-1063
P1-1064
P1-1065
P1-1066
P1-1067
P1-1068
P1-1069
P1-1070
P1-1071
P1-1072
P1-1073
P1-1074
P1-1075
P1-1076
P1-1077
P1-1078
P1-1079
P1-1080
P1-1081
P1-1082
P1-1083
P1-1084
P1-1085
P1-1086
P1-1087
P1-1088
P1-1089
P1-1090
P1-1091
P1-1092
P1-1093
P1-1094
P1-1095
P1-1096
P1-1097
P1-1098
P1-1099
P1-1100
P1-1101
P1-1102
P1-1103
P1-1104
P1-1105
P1-1106
P1-1107
P1-1108
P1-1109
P1-1110
P1-1111
P1-1112
P1-1113
P1-1114
P1-1115
P1-1116
P1-1117
P1-1118
P1-1119
P1-1120
P1-1121
P1-1122
P1-1123
P1-1124
P1-1125
P1-1126
P1-1127
P1-1128
P1-1129
P1-1130
P1-1131
P1-1132
P1-1133
P1-1134
P1-1135
P1-1136
P1-1137
P1-1138
P1-1139
P1-1140
P1-1141
P1-1142
P1-1143
P1-1144
P1-1145
P1-1146
P1-1147
P1-1148
P1-1149
P1-1150
P1-1151
P1-1152
P1-1153
P1-1154
P1-1155
P1-1156
P1-1157
P1-1158
P1-1159
P1-1160
P1-1161
P1-1162
P1-1163
P1-1164
P1-1165
P1-1166
P1-1167
P1-1168
P1-1169
P1-1170
P1-1171
P1-1172
P1-1173
P1-1174
P1-1175
P1-1176
P1-1177
P1-1178
P1-1179
P1-1180
P1-1181
P1-1182
P1-1183
P1-1184
P1-1185
P1-1186
P1-1187
P1-1188
P1-1189
P1-1190
P1-1191
P1-1192
P1-1193
P1-1194
P1-1195
P1-1196
P1-1197
P1-1198
P1-1199
P1-1200
P1-1201
P1-1202
P1-1203
P1-1204
P1-1205
P1-1206
P1-1207
P1-1208
P1-1209
P1-1210
P1-1211
P1-1212
P1-1213
P1-1214
P1-1215
P1-1216
P1-1217
P1-1218
P1-1219
P1-1220
P1-1221
P1-1222
P1-1223
P1-1224
P1-1225
P1-1226
P1-1227
P1-1228
P1-1229
P1-1230
P1-1231
P1-1232
P1-1233
P1-1234
P1-1235
P1-1236
P1-1237
P1-1238
P1-1239
P1-1240
P1-1241
P1-1242
P1-1243
P1-1244
P1-1245
P1-1246
P1-1247
P1-1248
P1-1249
P1-1250
P1-1251
P1-1252
P1-1253
P1-1254
P1-1255
P1-1256
P1-1257
P1-1258
P1-1259
P1-1260
P1-1261
P1-1262
P1-1263
P1-1264
P1-1265
P1-1266
P1-1267
P1-1268
P1-1269
P1-1270
P1-1271
P1-1272
P1-1273
P1-1274
P1-1275
P1-1276
P1-1277
P1-1278
P1-1279
P1-1280
P1-1281
P1-1282
P1-1283
P1-1284
P1-1285
P1-1286
P1-1287
P1-1288
P1-1289
P1-1290
P1-1291
P1-1292
P1-1293
P1-1294
P1-1295
P1-1296
P1-1297
P1-1298
P1-1299
P1-1300
P1-1301
P1-1302
P1-1303
P1-1304
P1-1305
P1-1306
P1-1307
P1-1308
P1-1309
P1-1310
P1-1311
P1-1312
P1-1313
P1-1314
P1-1315
P1-1316
P1-1317
P1-1318
P1-1319
P1-1320
P1-1321
P1-1322
P1-1323
P1-1324
P1-1325
P1-1326
P1-1327
P1-1328
P1-1329
P1-1330
P1-1331
P1-1332
P1-1333
P1-1334
P1-1335
P1-1336
P1-1337
P1-1338
P1-1339
P1-1340
P1-1341
P1-1342
P1-1343
P1-1344
P1-1345
P1-1346
P1-1347
P1-1348
P1-1349
P1-1350
P1-1351
P1-1352
P1-1353
P1-1354
P1-1355
P1-1356
P1-1357
P1-1358
P1-1359
P1-1360
P1-1361
P1-1362
P1-1363
P1-1364
P1-1365
P1-1366
P1-1367
P1-1368
P1-1369
P1-1370
P1-1371
P1-1372
P1-1373
P1-1374
P1-1375
P1-1376
P1-1377
P1-1378
P1-1379
P1-1380
P1-1381
P1-1382
P1-1383
P1-1384
P1-1385
P1-1386
P1-1387
P1-1388
P1-1389
P1-1390
P1-1391
P1-1392
P1-1393
P1-1394
P1-1395
P1-1396
P1-1397
P1-1398
P1-1399
P1-1400
P1-1401
P1-1402
P1-1403
P1-1404
P1-1405
P1-1406
P1-1407
P1-1408
P1-1409
P1-1410
P1-1411
P1-1412
P1-1413
P1-1414
P1-1415
P1-1416
P1-1417
P1-1418
P1-1419
P1-1420
P1-1421
P1-1422
P1-1423
P1-1424
P1-1425
P1-1426
P1-1427
P1-1428
P1-1429
P1-1430
P1-1431
P1-1432
P1-1433
P1-1434
P1-1435
P1-1436
P1-1437
P1-1438
P1-1439
P1-1440
P1-1441
P1-1442
P1-1443
P1-1444
P1-1445
P1-1446
P1-1447
P1-1448
P1-1449
P1-1450
P1-1451
P1-1452
P1-1453
P1-1454
P1-1455
P1-1456
P1-1457
P1-1458
P1-1459
P1-1460
P1-1461
P1-1462
P1-1463
P1-1464
P1-1465
P1-1466
P1-1467
P1-1468
P1-1469
P1-1470
P1-1471
P1-1472
P1-1473
P1-1474
P1-1475
P1-1476
P1-1477
P1-1478
P1-1479
P1-1480
P1-1481
P1-1482
P1-1483
P1-1484
P1-1485
P1-1486
P1-1487
P1-1488
P1-1489
P1-1490
P1-1491
P1-1492
P1-1493
P1-1494
P1-1495
P1-1496
P1-1497
P1-1498
P1-1499
P1-1500
P1-1501
P1-1502
P1-1503
P1-1504
P1-1505
P1-1506
P1-1507
P1-1508
P1-1509
P1-1510
P1-1511
P1-1512
P1-1513
P1-1514
P1-1515
P1-1516
P1-1517
P1-1518
P1-1519
P1-1520
P1-1521
P1-1522
P1-1523
P1-1524
P1-1525
P1-1526
P1-1527
P1-1528
P1-1529
P1-1530
P1-1531
P1-1532
P1-1533
P1-1534
P1-1535
P1-1536
P1-1537
P1-1538
P1-1539
P1-1540
P1-1541
P1-1542
P1-1543
P1-1544
P1-1545
P1-1546
P1-1547
P1-1548
P1-1549
P1-1550
P1-1551
P1-1552
P1-1553
P1-1554
P1-1555
P1-1556
P1-1557
P1-1558
P1-1559
P1-1560
P1-1561
P1-1562
P1-1563
P1-1564
P1-1565
P1-1566
P1-1567
P1-1568
P1-1569
P1-1570
P1-1571
P1-1572
P1-1573
P1-1574
P1-1575
P1-1576
P1-1577
P1-1578
P1-1579
P1-1580
P1-1581
P1-1582
P1-1583
P1-1584
P1-1585
P1-1586
P1-1587
P1-1588
P1-1589
P1-1590
P1-1591
P1-1592
P1-1593
P1-1594
P1-1595
P1-1596
P1-1597
P1-1598
P1-1599
P1-1600
P1-1601
P1-1602
P1-1603
P1-1604
P1-1605
P1-1606
P1-1607
P1-1608
P1-1609
P1-1610
P1-1611
P1-1612
P1-1613
P1-1614
P1-1615
P1-1616
P1-1617
P1-1618
P1-1619
P1-1620
P1-1621
P1-1622
P1-1623
P1-1624
P1-1625
P1-1626
P1-1627
P1-1628
P1-1629
P1-1630
P1-1631
P1-1632
P1-1633
P1-1634
P1-1635
P1-1636
P1-1637
P1-1638
P1-1639
P1-1640
P1-1641
P1-1642
P1-1643
P1-1644
P1-1645
P1-1646
P1-1647
P1-1648
P1-1649
P1-1650
P1-1651
P1-1652
P1-1653
P1-1654
P1-1655
P1-1656
P1-1657
P1-1658
P1-1659
P1-1660
P1-1661
P1-1662
P1-1663
P1-1664
P1-1665
P1-1666
P1-1667
P1-1668
P1-1669
P1-1670
P1-1671
P1-1672
P1-1673
P1-1674
P1-1675
P1-1676
P1-1677
P1-1678
P1-1679
P1-1680
P1-1681
P1-1682
P1-1683
P1-1684
P1-1685
P1-1686
P1-1687
P1-1688
P1-1689
P1-1690
P1-1691
P1-1692
P1-1693
P1-1694
P1-1695
P1-1696
P1-1697
P1-1698
P1-1699
P1-1700
P1-1701
P1-1702
P1-1703
P1-1704
P1-1705
P1-1706
P1-1707
P1-1708
P1-1709
P1-1710
P1-1711
P1-1712
P1-1713
P1-1714
P1-1715
P1-1716
P1-1717
P1-1718
P1-1719
P1-1720
P1-1721
P1-1722
P1-1723
P1-1724
P1-1725
P1-1726
P1-1727
P1-1728
P1-1729
P1-1730
P1-1731
P1-1732
P1-1733
P1-1734
P1-1735
P1-1736
P1-1737
P1-1738
P1-1739
P1-1740
P1-1741
P1-1742
P1-1743
P1-1744
P1-1745
P1-1746
P1-1747
P1-1748
P1-1749
P1-1750
P1-1751
P1-1752
P1-1753
P1-1754
P1-1755
P1-1756
P1-1757
P1-1758
P1-1759
P1-1760
P1-1761
P1-1762
P1-1763
P1-1764
P1-1765
P1-1766
P1-1767
P1-1768
P1-1769
P1-1770
P1-1771
P1-1772
P1-1773
P1-1774
P1-1775
P1-1776
P1-1777
P1-1778
P1-1779
P1-1780
P1-1781
P1-1782
P1-1783
P1-1784
P1-1785
P1-1786
P1-1787
P1-1788
P1-1789
P1-1790
P1-1791
P1-1792
P1-1793
P1-1794
P1-1795
P1-1796
P1-1797
P1-1798
P1-1799
P1-1800
P1-1801
P1-1802
P1-1803
P1-1804
P1-1805
P1-1806
P1-1807
P1-1808
P1-1809
P1-1810
P1-1811
P1-1812
P1-1813
P1-1814
P1-1815
P1-1816
P1-1817
P1-1818
P1-1819
P1-1820
P1-1821
P1-1822
P1-1823
P1-1824
P1-1825
P1-1826
P1-1827
P1-1828
P1-1829
P1-1830
P1-1831
P1-1832
P1-1833
P1-1834
P1-1835
P1-1836
P1-1837
P1-1838
P1-1839
P1-1840
P1-1841
P1-1842
P1-1843
P1-1844
P1-1845
P1-1846
P1-1847
P1-1848
P1-1849
P1-1850
P1-1851
P1-1852
P1-1853
P1-1854
P1-1855
P1-1856
P1-1857
P1-1858
P1-1859
P1-1860
P1-1861
P1-1862
P1-1863
P1-1864
P1-1865
P1-1866
P1-1867
P1-1868
P1-1869
P1-1870
P1-1871
P1-1872
P1-1873
P1-1874
P1-1875
P1-1876
P1-1877
P1-1878
P1-1879
P1-1880
P1-1881
P1-1882
P1-1883
P1-1884
P1-1885
P1-1886
P1-1887
P1-1888
P1-1889
P1-1890
P1-1891
P1-1892
P1-1893
P1-1894
P1-1895
P1-1896
P1-1897
P1-1898
P1-1899
P1-1900
P1-1901
P1-1902
P1-1903
P1-1904
P1-1905
P1-1906
P1-1907
P1-1908
P1-1909
P1-1910
P1-1911
P1-1912
P1-1913
P1-1914
P1-1915
P1-1916
P1-1917
P1-1918
P1-1919
P1-1920
P1-1921
P1-1922
P1-1923
P1-1924
P1-1925
P1-1926
P1-1927
P1-1928
P1-1929
P1-1930
P1-1931
P1-1932
P1-1933
P1-1934
P1-1935
P1-1936
P1-1937
P1-1938
P1-1939
P1-1940
P1-1941
P1-1942
P1-1943
P1-1944
P1-1945
P1-1946
P1-1947
P1-1948
P1-1949
P1-1950
P1-1951
P1-1952
P1-1953
P1-1954
P1-1955
P1-1956
P1-1957
P1-1958
P1-1959
P1-1960
P1-1961
P1-1962
P1-1963
P1-1964
P1-1965
P1-1966
P1-1967
P1-1968
P1-1969
P1-1970
P1-1971
P1-1972
P1-1973
P1-1974
P1-1975
P1-1976
P1-1977
P1-1978
P1-1979
P1-1980
P1-1981
P1-1982
P1-1983
P1-1984
P1-1985
P1-1986
P1-1987
P1-1988
P1-1989
P1-1990
P1-1991
P1-1992
P1-1993
P1-1994
P1-1995
P1-1996
P1-1997
P1-1998
P1-1999
P1-2000
P1-2001
P1-2002
P1-2003
P1-2004
P1-2005
P1-2006
P1-2007
P1-2008
P1-2009
P1-2010
P1-2011
P1-2012
P1-2013
P1-2014
P1-2015
P1-2016
P1-2017
P1-2018
P1-2019
P1-2020
P1-2021
P1-2022
P1-2023
P1-2024
P1-2025
P1-2026
P1-2027
P1-2028
P1-2029
P1-2030
P1-2031
P1-2032
P1-2033
P1-2034
P1-2035
P1-2036
P1-2037
P1-2038
P1-2039
P1-2040
P1-2041
P1-2042
P1-2043
P1-2044
P1-2045
P1-2046
P1-2047
P1-2048
P1-2049
P1-2050
P1-2051
P1-2052
P1-2053
P1-2054
P1-2055
P1-2056
P1-2057
P1-2058
P1-2059
P1-2060
P1-2061
P1-2062
P1-2063
P1-2064
P1-2065
P1-2066
P1-2067
P1-2068
P1-2069
P1-2070
P1-2071
P1-2072
P1-2073
P1-2074
P1-2075
P1-2076
P1-2077
P1-2078
P1-2079
P1-2080
P1-2081
P1-2082
P1-2083
P1-2084
P1-2085
P1-2086
P1-2087
P1-2088
P1-2089
P1-2090
P1-2091
P1-2092
P1-2093
P1-2094
P1-2095
P1-2096
P1-2097
P1-2098
P1-2099
P1-2100
P1-2101
P1-2102
P1-2103
P1-2104
P1-2105
P1-2106
P1-2107
P1-2108
P1-2109
P1-2110
P1-2111
P1-2112
P1-2113
P1-2114
P1-2115
P1-2116
P1-2117
P1-2118
P1-2119
P1-2120
P1-2121
P1-2122
P1-2123
P1-2124
P1-2125
P1-2126
P1-2127
P1-2128
P1-2129
P1-2130
P1-2131
P1-2132
P1-2133
P1-2134
P1-2135
P1-2136
P1-2137
P1-2138
P1-2139
P1-2140
P1-2141
P1-2142
P1-2143
P1-2144
P1-2145
P1-2146
P1-2147
P1-2148
P1-2149
P1-2150
P1-2151
P1-2152
P1-2153
P1-2154
P1-2155
P1-2156
P1-2157
P1-2158
P1-2159
P1-2160
P1-2161
P1-2162
P1-2163
P1-2164
P1-2165
P1-2166
P1-2167
P1-2168
P1-2169
P1-2170
P1-2171
P1-2172
P1-2173
P1-2174
P1-2175
P1-2176
P1-2177
P1-2178
P1-2179
P1-2180
P1-2181
P1-2182
P1-2183
P1-2184
P1-2185
P1-2186
P1-2187
P1-2188
P1-2189
P1-2190
P1-2191
P1-2192
P1-2193
P1-2194
P1-2195
P1-2196
P1-2197
P1-2198
P1-2199
P1-2200
P1-2201
P1-2202
P1-2203
P1-2204
P1-2205
P1-2206
P1-2207
P1-2208
P1-2209
P1-2210
P1-2211
P1-2212
P1-2213
P1-2214
P1-2215
P1-2216
P1-2217
P1-2218
P1-2219
P1-2220
P1-2221
P1-2222
P1-2223
P1-2224
P1-2225
P1-2226
P1-2227
P1-2228
P1-2229
P1-2230
P1-2231
P1-2232
P1-2233
P1-2234
P1-2235
P1-2236
P1-2237
P1-2238
P1-2239
P1-2240
P1-2241
P1-2242
P1-2243
P1-2244
P1-2245
P1-2246
P1-2247
P1-2248
P1-2249
P1-2250
P1-2251
P1-2252
P1-2253
P1-2254
P1-2255
P1-2256
P1-2257
P1-2258
P1-2259
P1-2260
P1-2261
P1-2262
P1-2263
P1-2264
P1-2265
P1-2266
P1-2267
P1-2268
P1-2269
P1-2270
P1-2271
P1-2272
P1-2273
P1-2274
P1-2275
P1-2276
P1-2277
P1-2278
P1-2279
P1-2280
P1-2281
P1-2282
P1-2283
P1-2284
P1-2285
P1-2286
P1-2287
P1-2288
P1-2289
P1-2290
P1-2291
P1-2292
P1-2293
P1-2294
P1-2295
P1-2296
P1-2297
P1-2298
P1-2299
P1-2300
P1-2301
P1-2302
P1-2303
P1-2304
P1-2305
P1-2306
P1-2307
P1-2308
P1-2309
P1-2310
P1-2311
P1-2312
P1-2313
P1-2314
P1-2315
P1-2316
P1-2317
P1-2318
P1-2319
P1-2320
P1-2321
P1-2322
P1-2323
P1-2324
P1-2325
P1-2326
P1-2327
P1-2328
P1-2329
P1-2330
P1-2331
P1-2332
P1-2333
P1-2334
P1-2335
P1-2336
P1-2337
P1-2338
P1-2339
P1-2340
P1-2341
P1-2342
P1-2343
P1-2344
P1-2345
P1-2346
P1-2347
P1-2348
P1-2349
P1-2350
P1-2351
P1-2352
P1-2353
P1-2354
P1-2355
P1-2356
P1-2357
P1-2358
P1-2359
P1-2360
P1-2361
P1-2362
P1-2363
P1-2364
P1-2365
P1-2366
P1-2367
P1-2368
P1-2369
P1-2370
P1-2371
P1-2372
P1-2373
P1-2374
P1-2375
P1-2376
P1-2377
P1-2378
P1-2379
P1-2380
P1-2381
P1-2382
P1-2383
P1-2384
P1-2385
P1-2386
P1-2387
P1-2388
P1-2389
P1-2390
P1-2391
P1-2392
P1-2393
P1-2394
P1-2395
P1-2396
P1-2397
P1-2398
P1-2399
P1-2400
P1-2401
P1-2402
P1-2403
P1-2404
P1-2405
P1-2406
P1-2407
P1-2408
P1-2409
P1-2410
P1-2411
P1-2412
P1-2413
P1-2414
P1-2415
P1-2416
P1-2417
P1-2418
P1-2419
P1-2420
P1-2421
P1-2422
P1-2423
P1-2424
P1-2425
P1-2426
P1-2427
P1-2428
P1-2429
P1-2430
P1-2431
P1-2432
P1-2433
P1-2434
P1-2435
P1-2436
P1-2437
P1-2438
P1-2439
P1-2440
P1-2441
P1-2442
P1-2443
P1-2444
P1-2445
P1-2446
P1-2447
P1-2448
P1-2449
P1-2450
P1-2451
P1-2452
P1-2453
P1-2454
P1-2455
P1-2456
P1-2457
P1-2458
P1-2459
P1-2460
P1-2461
P1-2462
P1-2463
P1-2464
P1-2465
P1-2466
P1-2467
P1-2468
P1-2469
P1-2470
P1-2471
P1-2472
P1-2473
P1-2474
P1-2475
P1-2476
P1-2477
P1-2478
P1-2479
P1-2480
P1-2481
P1-2482
P1-2483
P1-2484
P1-2485
P1-2486
P1-2487
P1-2488
P1-2489
P1-2490
P1-2491
P1-2492
P1-2493
P1-2494
P1-2495
P1-2496
P1-2497
P1-2498
P1-2499
P1-2500
P1-2501
P1-2502
P1-2503
P1-2504
P1-2505
P1-2506
P1-2507
P1-2508
P1-2509
P1-2510
P1-2511
P1-2512
P1-2513
P1-2514
P1-2515
P1-2516
P1-2517
P1-2518
P1-2519
P1-2520
P1-2521
P1-2522
P1-2523
P1-2524
P1-2525
P1-2526
P1-2527
P1-2528
P1-2529
P1-2530
P1-2531
P1-2532
P1-2533
P1-2534
P1-2535
P1-2536
P1-2537
P1-2538
P1-2539
P1-2540
P1-2541
P1-2542
P1-2543
P1-2544
P1-2545
P1-2546
P1-2547
P1-2548
P1-2549
P1-2550
P1-2551
P1-2552
P1-2553
P1-2554
P1-2555
P1-2556
P1-2557
P1-2558
P1-2559
P1-2560
P1-2561
P1-2562
P1-2563
P1-2564
P1-2565
P1-2566
P1-2567
P1-2568
P1-2569
P1-2570
P1-2571
P1-2572
P1-2573
P1-2574
P1-2575
P1-2576
P1-2577
P1-2578
P1-2579
P1-2580
P1-2581
P1-2582
P1-2583
P1-2584
P1-2585
P1-2586
P1-2587
P1-2588
P1-2589
P1-2590
P1-2591
P1-2592
P1-2593
P1-2594
P1-2595
P1-2596
P1-2597
P1-2598
P1-2599
P1-2600
P1-2601
P1-2602
P1-2603
P1-2604
P1-2605
P1-2606
P1-2607
P1-2608
P1-2609
P1-2610
P1-2611
P1-2612
P1-2613
P1-2614
P1-2615
P1-2616
P1-2617
P1-2618
P1-2619
P1-2620
P1-2621
P1-2622
P1-2623
P1-2624
P1-2625
P1-2626
P1-2627
P1-2628
P1-2629
P1-2630
P1-2631
P1-2632
P1-2633
P1-2634
P1-2635
P1-2636
P1-2637
P1-2638
P1-2639
P1-2640
P1-2641
P1-2642
P1-2643
P1-2644
P1-2645
P1-2646
P1-2647
P1-2648
P1-2649
P1-2650
P1-2651
P1-2652
P1-2653
P1-2654
P1-2655
P1-2656
P1-2657
P1-2658
P1-2659
P1-2660
P1-2661
P1-2662
P1-2663
P1-2664
P1-2665
P1-2666
P1-2667
P1-2668
P1-2669
P1-2670
P1-2671
P1-2672
P1-2673
P1-2674
P1-2675
P1-2676
P1-2677
P1-2678
P1-2679
P1-2680
P1-2681
P1-2682
P1-2683
P1-2684
P1-2685
P1-2686
P1-2687
P1-2688
P1-2689
P1-2690
P1-2691
P1-2692
P1-2693
P1-2694
P1-2695
P1-2696
P1-2697
P1-2698
P1-2699
P1-2700
P1-2701
P1-2702
P1-2703
P1-2704
P1-2705
P1-2706
P1-2707
P1-2708
P1-2709
P1-2710
P1-2711
P1-2712
P1-2713
P1-2714
P1-2715
P1-2716
P1-2717
P1-2718
P1-2719
P1-2720
P1-2721
P1-2722
P1-2723
P1-2724
P1-2725
P1-2726
P1-2727
P1-2728
P1-2729
P1-2730
P1-2731
P1

DUKE ENERGY.

Outdoor Lighting

Roadway LED



The Roadway LED is a green solution and great fit for streets, roads, long, narrow areas and parking lots. This energy-efficient luminaire delivers the light where it is needed while increasing visibility and reducing spill light to adjoining properties. Choose low to medium light output on wood or fiberglass poles (or mount on an existing pole). Available with one to four fixtures per pole, depending on the fixture/pole combination selected.

LED *(Light Emitting Diode)*	50 | 70 | 110 | 150 | 220 | 280 watts
Mounting heights	15', 20', 25', 30', 35'
Colors	Bronze Black Gray Green
Poles	Style A, C Wood

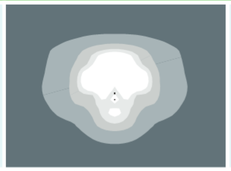
For additional information, visit
duke-energy.com/OutdoorLighting
or call us toll free:
800.544.6900 (OH and KY)
800.521.2232 (IN)

DUKE ENERGY.

Outdoor Lighting

Roadway LED

Light source: LED *(white)*
Wattage: 50 | 70 | 110 | 150 | 220 | 280
Light pattern: IESNA Type III *(oval)*
IESNA cutoff classification: Full cutoff
Color temperature: 4,000K
Warm-up and restrike time: Instant on *(no warm-up or restrike time)*



light distribution pattern

Poles available:

Name	*Mounting height*	*Color*
Aluminum	15', 20', 25', 30', 35'	Bronze Black Gray Green
Wood	25', 30', 35'	Standard


Features	Benefits
No installation cost	Frees up capital for other projects
Design services by lighting professionals included	Meets industry standards and lighting ordinances
Maintenance included	Eliminates high and unexpected repair bills
Electricity included	Less expensive than metered service
Warranty included	Worry-free
One low monthly cost on your electric bill	Convenience and savings for you
Turnkey operation	Provides hassle-free installation and service
Backed by over 40 years of experience	A name you can trust today … and tomorrow

©2014 Duke Energy Corporation 140042 1/14

Fixture-DR

Outdoor Lighting

Mini Bell LED



Subject to variance from manufacturer. Contact us for region-specific details.

The Mini Bell LED is an energy-efficient luminaire with a classic, sophisticated design. This fixture is an excellent choice for illuminating pathways and residential communities.

LED *(Light Emitting Diode)*	50 watts
Mounting height	12', 17' (Style B pole only)
Colors	Black Green
Poles	Style A, B, C, D, E, F
Applications	Neighborhoods Parks

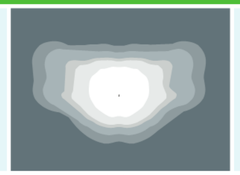
For additional information, visit
duke-energy.com/OutdoorLighting
or call us toll free:
800.544.6900 (OH and KY)
800.521.2232 (IN)

DUKE ENERGY.
BUILDING A SMARTER ENERGY FUTURE®

Outdoor Lighting

Mini Bell LED

Light source: LED *(white)*
Wattage: 50
Lumens: 4,500
Light pattern: IESNA Type III *(oval)*
IESNA cutoff classification: Cutoff
Color temperature: 4,000K
Warm-up and restrike time: Instant on *(no warm-up or restrike time)*



light distribution pattern

Pole available:

Name	*Mounting height*	*Color*
Aluminum	12', 17' (Style B pole only)	Black Green

Features	Benefits
Little to no upfront capital cost required	Frees up capital for other projects
Design services by lighting professionals included	Meets industry standards and lighting ordinances
Maintenance included	Eliminates high and unexpected repair bills
Electricity included	Less expensive than metered service
Warranty included	Worry-free
One low monthly cost on your electric bill	Convenience and savings for you
Turnkey operation	Provides hassle-free installation and service
Backed by over 125 years of experience	A name you can trust today … and tomorrow

©2018 Duke Energy Corporation 172628 1/18

Fixture-DP

DUKE ENERGY. PROGRESS

Outdoor Lighting

Shoebox LED



The energy-efficient Shoebox LED combines a decorative, contemporary style with versatility and ample lighting effect that is perfect for streets, parking lots, commercial buildings and residential communities. The Shoebox LED provides excellent color rendition along with a controlled light pattern that reduces glare and keeps the light directed only where you want it. Available in black or dark bronze with one to four fixtures per pole.

LED *(Light Emitting Diode)*	205 watts
Mounting heights	30', 35'
Colors	Black Bronze
Poles	Fiberglass Decorative tapered metal Decorative square metal
Application	Parking lots


For additional information, visit us at
duke-energy.com/OutdoorLighting
or call us toll free at **866.769.6417**

DUKE ENERGY. PROGRESS

Outdoor Lighting

Shoebox LED

Light source: LED *(white)*
Wattage: 205
Replacement for:* One 400-watt metal halide Shoebox; two Shoebox LEDs needed to replace one 1,000-watt metal halide Cube
Lumens: 20,555 – 21,803 *(fixture dependent)*
IES Backlight-Uplight-Glare (BUG) rating:[1]
Type V | B5-U0-G3 *(zero light at and above 90°)*
Type IV | B3-U0-G4 *(zero light at and above 90°)*
Type III | B2-U0-G4 *(zero light at and above 90°)*
Light pattern:
LED 205 | IED Type V *(circular)*
LED 205 | IES Type IV *(forward throw)*
LED 205 | IES Type III *(oval)*
IESNA Cutoff Classification: Full cutoff
Color temperature:[2] 4,000K
Warm-up and restrike time: Instant on *(no warm-up or restrike time)*



light distribution pattern

** These are approximate replacement suggestions; actual conditions could be different.*
[1] IES cutoff classifications have been replaced with the IES Luminaire Classification System and associated BUG ratings for backlight, uplight and glare.
[2] Color temperature is rated in Kelvin degrees and describes how warm or cool a light source is. The higher the number, the cooler the light source.

Poles available:

Name	*Mounting height*	*Color*
Round tapered decorative metal*	35'	Black Bronze
Decorative square metal*	30'	Black Bronze
Fiberglass	30', 35'	Black

Features	Benefits
Little or no installation cost	Frees up capital for other projects
Design services by lighting professionals included	Meets industry standards and lighting ordinances
Maintenance included	Eliminates high and unexpected repair bills
Electricity included	Less expensive than metered service
Warranty included	Worry-free
One low monthly cost on your electric bill	Convenience and savings for you
Turnkey operation	Provides hassle-free installation and service
Backed by over 40 years of experience	A name you can trust today … and tomorrow

**2' raised foundation available when required.*

©2015 Duke Energy Corporation 150282 3/15

Fixture-D3, D4 & D33

SCOTT MURRAY
LAND PLANNING, INC.
Landscape Architecture | Environmental Design | Project Management

Project:

Tarheel Lodging Redevelopment

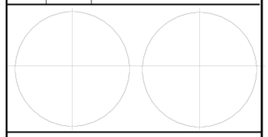
Developer:

Tarheel Lodging, LLC and Unicorn Group Fifteen, LLC
6110 Falconbridge Rd. Ste. 200
Chapel Hill, NC 27517

Sheet Title:

Lighting Details

No.	Date:	Issue Notes:



Design Firm:
Scott Murray Land Planning, Inc.
274 Botetourt Ct. Boydton, VA 23917
1450 Environ Way Chapel Hill, NC 27517
252-213-9501 434-689-2925 (fax)
www. stmlandplan.com
smurray@stmlandplan.com

Limitations of Use and Liability Disclaimer - This document and all associated documents are provided for a specific site and the named Project only. In no event shall the Client or any third party copy or use any of the concepts, plans, drawings, specifications, designs, or other documents or data, document produced by the Consultant in connection with the Project (the "Instruments of Service") for any purpose other than those noted above or in relation to any project other than the named Project without the prior written permission of the Consultant. Liability arising from the use of these documents is limited to the scope of services fee agreed to in the Project Proposal Scope of Services.

Scale:

Date: Oct. 13, 2018

Drawn & Checked By: STM

Surveyed.:

CS2403

of



WST LED
Architectural Wall Sconce

Catalog Number

Notes

Type

Hit the Tab key or mouse over the page to see all interactive elements.

Specifications

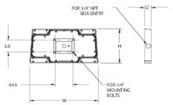
Luminaire

Height:	8-1/2" (21.59 cm)
Width:	17" (43.18 cm)
Depth:	10-3/16" (25.9 cm)
Weight:	20 lbs (9.1 kg)



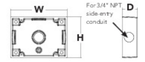
Optional Back Box (PBBW)

Height:	4" (10.2 cm)
Width:	5-1/2" (14.0 cm)
Depth:	1-1/2" (3.8 cm)



Optional Back Box (BBW)

Height:	4" (10.2 cm)
Width:	5-1/2" (14.0 cm)
Depth:	1-1/2" (3.8 cm)



Capable Luminaire

This item is an A+ capable luminaire, which has been designed and tested to provide consistent color appearance and system-level interoperability.

- All configurations of this luminaire meet the Acuity Brands' specification for chromatic consistency
- This luminaire is A+ Certified when ordered with DTL® controls marked by a shaded background. DTL DLL equipped luminaires meet the A+ specification for luminaire to photocontrol interoperability1
- This luminaire is part of an A+ Certified solution for ROAM® or XPoint™ Wireless control networks, providing out-of-the-box control compatibility with simple commissioning, when ordered with drivers and control options marked by a shaded background2

To learn more about A+, visit www.acuitybrands.com/aplus.

See ordering tree for details.

A+ Certified Solutions for ROAM require the order of one ROAM node per luminaire. Sold Separately: Link to Roam; Link to DTL DLL

© 2011-2017 Acuity Brands Lighting, Inc. All rights reserved.

A+ Capable options indicated by this color background.

Ordering Information

EXAMPLE: WST LED P1 40K VF MVOLT DDBTXD

WST LED							
Series	**Performance Package**	**Color temperature**	**Distribution**	**Voltage**		**Mounting**	
WST LED	P1 1,500 Lumen package	27K 2700 K	VF Visual comfort forward throw	MVOLT[1]	277[1]	**Shipped included**	
	P2 3,000 Lumen package	30K 3000 K	VW Visual comfort wide	120[1]	347[2]	(blank) Surface mounting bracket	
	P3 6,000 Lumen package	40K 4000 K		208[1]	480[1]	**Shipped separately**	
		50K 5000 K		240[1]		BBW Surface-mounted back box[3]	
						PBBW Premium surface-mounted back box[3,4]	

Options			
PE	Photoelectric cell, button type[5]	E7WC	Emergency battery backup, Non CEC compliant (cold, 7W)[6,7]
PER	NEMA twist-lock receptacle only (controls ordered separate)[4]	E7WHR	Remote emergency battery backup, Non CEC compliant (remote 7W)[6,7]
PERS	Five-wire receptacle only (controls ordered separate)[4]	E20WH	Emergency battery pack 18W constant power, CEC compliant[8]
PER7	Seven-wire receptacle only (controls ordered separate)[4]	E20WC	Emergency battery pack -20°C 18W constant power, CEC compliant[8,9]
PIR	Motion/Ambient Light Sensor, 8–15' mounting height[10]	E23WHR	Remote emergency battery backup, Non CEC compliant (remote 20W)[6,9,11]
PIR1FC3V	Motion/ambient sensor, 8–15' mounting height, ambient sensor enabled at 1fc[10]	LCE	Left side conduit entry[12]
PIRH	180° motion/ambient light sensor, 15–30' mounting height[10]	RCE	Right side conduit entry[12]
PIRHFC3V	Motion/ambient sensor, 15–30' mounting height, ambient sensor enabled at 1fc[10]	**Shipped separately**	
SF	Single fuse (120, 277, 347V)[1]	RBPW	Retrofit back plate[3]
DF	Double fuse (208, 240, 480V)[1]	VG	Vandal guard[13]
DS	Dual switching[14]	WG	Wire guard[13]
E7WH	Emergency battery backup, Non CEC compliant (7W)[6,7]		

Accessories	
Ordered and shipped separately.	
WSTPCPBBW DDBXD U	Premium Surface - mounted back box
WSBBW DDBXD U	Surface - mounted back box
RBPW DDBXD U	Retrofit back plate

NOTES
1. MVOLT driver operates on any line voltage from 120-277V (50/60 Hz). Single fuse (SF) requires 120V, 277V or 347V. Double fuse (DF) requires 208V, 240V or 480V.
2. Also available as a separate accessory; see accessories information.
3. Top conduit entry standard.
4. Need to specify 120, 208, 240 or 277 voltage.
5. Photocell ordered and shipped as a separate line item from Acuity Brands Controls. Shorting Cap included.
6. Not available with VG or WG. See PER Table.
7. Reference Motion Sensor table.
8. Not available with Emergency options, PE or PER options.
9. Not available with 347/480V.
10. Battery pack rated for -20° to 40°C.
11. Comes with PBBW.
12. Warranty period is 3-years.
13. Not available with BBW.
14. Must order with fixture; not an accessory.

Emergency Battery Operation

The emergency battery backup is integral to the luminaire — no external housing required! This design provides reliable emergency operation while maintaining the aesthetics of the product.
All emergency backup configurations include an independent secondary driver with an integral relay to immediately detect AC power loss, meeting interpretations of NFPA 70/NEC 2008 - 700.16.
The emergency battery will power the luminaire for a minimum duration of 90 minutes (maximum duration of three hours) from the time supply power is lost, per International Building Code Section 1006 and NFPA 101 Life Safety Code Section 7.9, provided luminaires are mounted at an appropriate height and illuminate an open space with no major obstructions.
The examples below show illuminance of 1 fc average and 0.1 fc minimum of the P1 power package and VF distribution product in emergency mode.



© 2011-2017 Acuity Brands Lighting, Inc. All rights reserved.

Fixture-W1



AS1 LED
LED Area Luminaire

Catalog Number

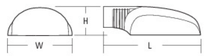
Notes

Type

Hit the Tab key or mouse over the page to see all interactive elements.

Specifications

EPA:	0.7 ft² (0.07 m²)
Length:	22-1/4" (56.4 cm)
Width:	13" (33.0 cm)
Height:	6-3/8" (15.9 cm)
Weight (max):	33 lbs (14.8 kg)



Capable Luminaire

This item is an A+ capable luminaire, which has been designed and tested to provide consistent color appearance and system-level interoperability.

- All configurations of this luminaire meet the Acuity Brands' specification for chromatic consistency
- This luminaire is A+ Certified when ordered with DTL® controls marked by a shaded background. DTL DLL equipped luminaires meet the A+ specification for luminaire to photocontrol interoperability1
- This luminaire is part of an A+ Certified solution for ROAM®2 or XPoint™ Wireless control networks, providing out-of-the-box control compatibility with simple commissioning, when ordered with drivers and control options marked by a shaded background3

To learn more about A+, visit www.acuitybrands.com/aplus.

1. See ordering tree for details.
2. A+ Certified Solutions for ROAM require the order of one ROAM node per luminaire. Sold Separately: Link to Roam; Link to DTL DLL

A+ Capable options indicated by this color background.

Ordering Information

EXAMPLE: AS1 LED 42C 700 40K SR5 MVOLT SPA DDBXD

AS1 LED												
Series	**LEDs**	**Drive Current**		**Color temperature**		**Distribution**		**Voltage**			**Mounting**	
AS1 LED	42C 42 LEDs (one engine)	350	350mA	30K	3000 K	SR2 Type II	SR4 Type IV	MVOLT[1]	240[1]	480	SPA Square pole mounting	
		530	530mA	40K	4000 K	SR3 Type II	SR5 Type V	120[1]	277[1]		RPA Round pole mounting	
		700	700mA	50K	5000 K			208[1]	347		WBA Wall bracket	

Control Options			Other Options		Finish (required)	
Shipped installed		**Shipped separately**[4]	SF Single fuse (120, 277, 347V)[1]		DDBXD Dark bronze	
PER NEMA twist-lock receptacle only (no controls)[2]	PIRMT003 Port night, dim till dawn[3]	VG Vandal guard	DF Double fuse (208, 240, 480V)[1]		DBLXD Black	
PERS Five-wire receptacle only (no controls)[2]	PIRMT505 Port night, dim 5hrs[3]		DFL Diffusing lens		DNAXD Natural aluminum	
PER7 Seven-wire receptacle only (no controls)[2]	PIRMT605 Port night, dim 6hrs[3]				DWHXD White	
DMG 0-10V dimming driver (no controls)[2]	PIRMT705 Port night, dim 7hrs[3]				DDBTXD Textured dark bronze	
BL30 Bi-level switched dimming, 30%[3,5]					DBLBXD Textured black	
BL50 Bi-level switched dimming, 50%[3,5]					DNATXD Textured natural aluminum	
					DWHGXD Textured white	

NOTES
1. MVOLT driver operates on any line voltage from 120-277V (50/60 Hz). Single fuse (SF) requires 120 or 277 voltage option. Double fuse (DF) requires 208 or 240 voltage option.
2. If ROAM® node required, it must be ordered and shipped as a separate line item from Acuity Brands Controls.
3. Not available with 347 or 480V.
4. Requires an additional switched line.
5. Dimming driver standard. Not available with 347V, 480V, PERS or PER7.
6. Also available as a separate accessory; see Accessories information at left.
7. Requires luminaire to be specified with PER option. Ordered and shipped as a separate line item.

Accessories

Ordered and shipped separately.

DLL127F1.5 JU	Photocell - SSL twist-lock (120-277V)[1]
DLL347F1.5 CUL JU	Photocell - SSL twist-lock (347V)[1]
DLL480F1.5 CUL JU	Photocell - SSL twist-lock (480V)[1]
DSHORT SBK U	Shorting cap[1]
ASTVG U	Vandal guard accessory
KMAS DDBXD U	Mast arm adapter (specify finish)
SPA19 RAS DDBXD U	Square pole DM19 to DM19AS adapter (specify finish)
RPA19 RAS DDBXD U	Round pole DM19 to DM19AS adapter (specify finish)

For more control options, visit DTL and ROAM online.

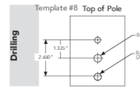
Tenon Mounting Slipfitter *

Tenon O.D.	Single Unit	2 at 180°	2 at 90°	3 at 90°	4 at 90°
2-3/8"	AST20-190	AST20-280	AST20-290	AST20-300	AST20-400
2-7/8"	AST25-190	AST25-280	AST25-290	AST25-300	AST25-400
4"	AST35-190	AST35-280	AST35-290	AST25-300	AST35-400

* For round pole mounting (RPA) only.

Drilling

Template #8 Top of Pole



The Aeris™ has a unique drilling pattern. Specify this drilling pattern when specifying poles per the table below.

DM19AS	1 at 90°	DM28AS	2 at 180°
DM28AS	2 at 90°	DM19AS	3 at 90°
DM19AS	4 at 90°	DM28AS	3 at 120° *

Example: SSA 20 4C DM19AS DDBXD

Visit Lithonia Lighting's POLES CENTRAL to see our wide selection of poles, accessories and educational tools.

Performance Data

Lumen Output

LEDs	Drive Current (mA)	System Watts	Dist. Type	40K (4000K, 70 CRI)				
				Lumens	B	U	G	LPW
42C (42 LEDs)	350	49W	SR2	5,040	1	0	1	103
			SR3	5,040	1	0	1	103
			SR4	5,026	1	0	1	103
			SR5	5,333	3	0	1	109
	530	73W	SR2	7,021	2	0	2	96
			SR3	7,021	1	0	2	96
			SR4	6,974	1	0	2	95
			SR5	7,424	3	0	2	99
	700	97W	SR2	8,533	2	0	2	88
			SR3	8,533	2	0	2	88
			SR4	8,476	2	0	2	87
			SR5	9,023	3	0	2	93

Lumen Ambient Temperature (LAT) Multipliers

Use these factors to determine relative lumen output for average ambient temperatures from 0-40°C (32-104°F).

Ambient		Lumen Multiplier
0°C	32°F	1.06
10°C	50°F	1.04
20°C	68°F	1.01
25°C	77°F	1.00
30°C	86°F	0.99
40°C	104°F	0.96

Projected LED Lumen Maintenance

Data references the extrapolated performance projections for the **AS1 LED 42C 700** platform in a **25°C ambient**, based on 10,000 hours of LED testing (tested per IESNA LM-80-08 and projected per IESNA TM-21-11).

To calculate LLF, use the lumen maintenance factor that corresponds to the desired number of operating hours below. For other lumen maintenance values, contact factory.

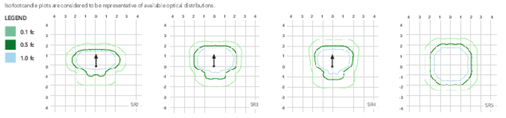
Operating Hours	0	25,000	50,000	100,000
Lumen Maintenance Factor	1.0	0.96	0.92	0.85

Photometric Diagrams

To see complete photometric reports or download .ies files for this product, visit Lithonia Lighting's AS1 LED homepage.

Isofootcandle plots are considered to be representative of available optical distributions.

LEGEND
0.1 fc
0.5 fc
1.0 fc



© 2011-2017 Acuity Brands Lighting, Inc. All rights reserved.

Fixture-P1 & P2

indy

K7.1.8.1G3

ENVIRONMENTALLY FRIENDLY, ENERGY EFFICIENT

- 800 to 3300 lumen units provide comparable light out put to a 50W, 75W and 100W PAR30 halogen, or 20W and 39W PAR30 Metal Halide, while reducing energy consumption by 25% to 70%, and having a rated life of 50,000 hours
- Superior-quality white LED light output using Chip on Board technology
- No harmful ultraviolet or infrared wavelengths • No lead or mercury

ENERGY STAR

800 TO 3300 LUMEN 4" LED INTERNALLY ADJUSTABLE ACCENT LIGHT

10W/14W/15W/17W/25W/28W/36W LED

LA4 SERIES

Type Cat. No.

Project:

Notes:

PRODUCT SPECIFICATIONS

Optics

Upper Reflector: Faceted, Specular Alzak® reflector available in spot, narrow flood and flood beam distributions
Lower Cone: Low iridescent specular, semi-specular or satin Alzak® .050" thick angle cut cone in clear, gold, wheat, pewter or bronze with integral flange of same finish • See reflector options for other colors and finishes • Painted white flange is optional

Electrical

LED Light Engine: High output LED arrays provide outstanding reliability, performance and color quality/consistency • 2700K, 3000K, 3500 or 4000K color temperatures • 80 CRI standard, 90 CRI available, see options (lumen drop of approximately 22%) • "Spectral White" color/white enhancing option makes whites appear naturally brilliant and renders colors more richly • Consistent fixture-to-fixture color temperature that is within 3 MacAdams ellipses
Dimming: Dimmable via 0-10V protocol, increasing efficiency up to 30% while dimming
• Lutron driver option allows dimming down to 1% • For a list of compatible dimmers see LED-DIM
LED Driver: Universal driver accommodates 120V to 277V input volts AC at 50/60Hz
• Power factor >0.9 • Easily replaceable from below or above the ceiling.
Life: Rated for 50,000 hours at 70% lumen maintenance

Mechanical

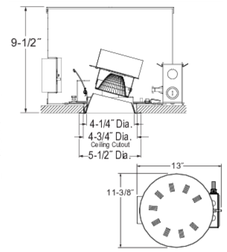
Adjustability: Yoke assembly allows 370° rotation and up to 45° tilt of light source • Toolless Rotation and tilt locking are standard • Angles marked to allow accurate, consistent tilt angles
Housing: Heavy gauge steel with black baked enamel finish
Mounting Frame: Heavy gauge steel lower housing ring with factory installed spring friction clips securely holds cones in ceiling • Accommodates ceilings up to ¾" thick; For thicker ceilings; consult factory.
Mounting Bracket: Mounting brackets have 3" vertical adjustment and accepts most commercial bar hangers, including our proprietary Tru-Lock bar hangers • Our one-piece Tru-Lock bar hangers have integral T-bar locking screws and alignment notches for locating and locking fixture in the center or 1/4" tile increments.
Junction Box: Junction box rated for four (4) No. 12 AWG 90° C branch circuit conductors (2-in, 2-out)

Labels and Listings

• UL listed for feed through and damp locations • UL and cUL, RoHS compliant
• EMI complies with FCC 47, Part 15, Class A
• I.B.E.W. Union made • ARRA Compliant

Warranty: 5 years when used in accordance with manufacturing guidelines.
Product specifications subject to change without notice.

DIMENSIONS



ORDERING INFORMATION: Rough-in, reflector and accessories each ordered separately.

Example: **LA4-17271-G3-LDI**

RO ROUGH-IN	LIGHT ENGINE QUANTITY	LIGHT ENGINE COLOR TEMP	VOLTAGE	DRIVER	OPTIONS
LA4 =	08 800 lm 12 1300 lm 15 1500 lm 17 1700 lm 22 2300 lm 28 2800 lm 33 3300 lm	27 2700 30 3000 35 3500 40 4000	1 120V 2 277V 3 347V	= G3	90 90 CRI SW Spectral White (Excludes 2700K) F Fan and Fan Holder † CP Orange Peroxo BR Emergency Battery Pack W/Remote Test Switch PD Dimmer compatible with 3-wire fluorescent controls & Lutron Programmable Dimming EcoSystem® † LDI Lumen Depreciation Indicator (Cannot Be Used w/ 08 Option) NL *Light Dimming Pod Controls (0-10 Wired) (Not compatible w/ optional dimmers) (CP Option) EZ1 eldoLED 0-10V LED driver. Linear dimming to 1% min. EZB eldoLED 0-10V Solo driver. Logarithmic dimming to <1% min.

CONE	BEAM	COLOR	FINISH	OPTIONS
LA400	S Spot N Narrow Flood F Flood	C Clear G Gold WT Wheat PT Pewter BZ Bronze B Black W White	Low Reflectance Black Finishes: L Specular S Satin *Q Semi-Specular (*Clear only) Blank for White	WH Painted flange only (White)

Example: **LA400N-CQ-WH**

Example: **HB-TL**

ACCESS ORDERS	
1087	Aux Holder (1¾ lbs up to 2 Aux max)
PQL	Prismatic Glass Lens
LSL	Linear Spread Lens
LVR	Louvre
CF	Color Filter (Specify color) R Red P Pink B Light Blue MB Medium Blue A Amber G Green
HB-TL	25" Tru-Lock goalstriking bar hangers, Pair
HB-SD	25" CD swivel bar Hangers, Pair
HB-28	28" CD swivel bar Hangers, Pair
LB-27	27" Linear Bar Hangers, Pair
SCM-*	Sloped Ceiling adapter *Angle must be specified when ordering. Available in 5°, 10°, 15°, 20°, 25°, 30°
Example: SCM-20	

† Consult factory
* U.L. Spacing Requirement: Minimum of 4' between fixture centers, 3" overhead clearance and 2' from fixture center to side wall.

12/16 Rev.4

JUNO LIGHTING GROUP 1300 S. Wolf Road • Des Plaines, IL 60018 PHONE 800.367.5866 • FAX 888.708.6578 www.junolightinggroup.com

K7.1.8.1G3

ENGINEERING DATA

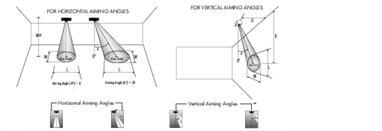
VOLTAGE	120V				277V			
LIGHT ENGINE LUMENS	800	1300	1900	2700	2800	3300	800	1300	1900	2700	2800	3300
DELIVERED LUMENS	789-779	810-1545	932-1880	1079-1367	1518-1539	1653-2124	784-2283	788-776	815-1645	952-1880	1078-1387	1516-1530	1652-2124	1934-2230
EFFICACY	59-75	60-77	62-76	62-79	61-75	59-76	59-71	58-71	59-72	58-68	57-74	56-75	57-73	55-68
CCT	27K/30K/35K/40K											
INPUT CURRENT	0.080	0.113	0.159	0.140	0.260	0.323	0.305	0.044	0.060	0.072	0.074	0.094	0.107	0.119
INPUT WATTAGE	10.2	13.5	18.4	17.4	24.8	28.8	26.1	10.8	14.4	16.5	16.8	23.9	28.9	27.8
INPUT FREQUENCY	50/60Hz							50/60HZ						
POWER FACTOR	0.88	0.99	0.99	0.99	0.99	0.99	0.98	0.61	0.76	0.82	0.81	0.97	0.97	0.97

For 347 Volt, consult factory.

PERFORMANCE DATA:

LA4-33301; LA4005-CL LA4001N-CL LA400F-CL

CBCP - Cutthroughcandlepower
PC - Footcandles at beam center (sole point)



In vertical aiming applications, aim point (X) is determined by dividing distance from the wall (D) by the tangent of the desired aim angle (A) (0.5774 for 30°, 1.0 for 45°.

Lamp	Beam Type	Beam Spread°	Rated Life	Delivered Lumens	CBCP	0°			30°			30°			45°		
						MH	FC	L	W	FC	L	W	D	FC	X	L	W	FC	X	L	W
34W LED, 3,000K Spot	SP	12°	50,000	2,318	18,098	6	503	1.3	1.3	327	1.7	1.5	4	141	6.9	3.5	1.7	400	4.0	1.7	1.2
						8	283	1.7	1.7	184	2.3	1.9	6	63	10.4	5.2	2.5	178	6.0	2.6	1.8
						10	181	2.1	2.1	118	2.8	2.4	8	35	13.9	7.0	3.4	100	8.0	3.4	2.4
						12	126	2.5	2.5	82	3.4	2.9	10	25	17.3	8.7	4.2	64	10.0	4.3	3.0
						14	92	2.9	2.9	60	3.9	3.4	12	16	20.8	10.4	5.0	44	12.0	5.1	3.6
34W LED, 3,000K Narrow Flood	NFL	18°	50,000	1,992	10,246	6	285	1.9	1.9	185	2.6	2.2	2	320	3.5	2.7	1.3	906	2.0	1.3	0.9
						8	160	2.5	2.5	104	3.4	2.9	4	80	6.9	5.5	2.5	226	4.0	2.6	1.8
						10	102	3.2	3.2	67	4.3	3.7	6	36	10.4	8.2	3.8	101	6.0	3.9	2.7
						12	71	3.8	3.8	46	5.1	4.4	8	20	13.9	11.0	5.1	57	8.0	5.2	3.6
						14	52	4.4	4.4	34	6.0	5.1	10	13	17.3	13.7	6.3	36	10.0	6.5	4.5
34W LED, 3,000K Flood	FL	35°	50,000	1,984	4,973	6	158	3.8	3.8	90	5.2	4.4	2	155	3.5	7.2	2.5	440	2.0	2.8	1.8
						8	78	5.0	5.0	50	7.0	5.8	4	39	6.9	14.4	5.0	110	4.0	5.6	3.6
						10	50	6.3	6.3	32	8.7	7.3	6	17	10.4	21.6	7.6	49	6.0	8.4	5.4
						12	35	7.6	7.6	22	10.4	8.7	8	10	13.9	28.8	10.1	27	8.0	11.2	7.1
						14	26	8.8	8.8	16	12.2	10.2	10	6	17.3	35.9	12.6	18	10.0	14.0	8.9

The beam spread in degrees and the beam "L" and "W" in the above tables are computed at 50% of it centerbeam candlepower and represent areas of "effective illumination".

Lumen Multiplier:

800	x 0.302
1300	x 0.410
1500	X 0.480
1700	x 0.544
2500	x 0.765
2800	x 0.833
3300	x 1.000

CCT Multiplier:

2700K	x 1.00
3000K	x 1.00
3500K	x 1.05
4000K	x 1.10

Fixtures tested to IES recommended standard for solid state lighting per LM-79-08. Photometric performance on a single unit represents a baseline of performance for the fixture. Results may vary in the field.

JUNO LIGHTING GROUP 1300 S. Wolf Road • Des Plaines, IL 60018 • Phone (800) 367-5866 • Fax (888) 708-6578 Visit us at www.junolightinggroup.com

Printed in U.S.A. ©2016 Acuity Brands Lighting, Inc.

Fixture-SF

SCOTT MURRAY LAND PLANNING, INC.
Landscape Architecture | Environmental Design | Project Management

Project:

Tarheel Lodging Redevelopment

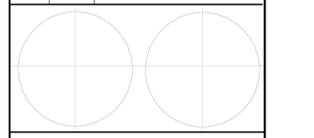
Developer:

Tarheel Lodging, LLC and Unicorn Group Fifteen, LLC
6110 Falconbridge Rd. Ste. 200
Chapel Hill, NC 27517

Sheet Title:

Lighting Details

No.	Date:	Issue Notes:



Design Firm:
Scott Murray Land Planning, Inc.
274 Botetourt Ct. Boydton, VA 23917
1450 Environ Way Chapel Hill, NC 27517
252-213-9501 434-689-2925 (fax)
www. stmlandplan.com
smurray@stmlandplan.com

Limitations of Use and Liability Disclaimer - This document and all associated documents are provided for a specific site and the named Project only. In no event shall the Client or any third party copy or use any of the concepts, plans, drawings, specifications, designs, or other documents or data, document produced by the Consultant in connection with the Project (the "Instruments of Service") for any purpose other than those noted above or in relation to any project other than the named Project without the prior written permission of the Consultant. Liability arising from the use of these documents is limited to the scope of services fee agreed to in the Project Proposal Scope of Services.

Scale:

Date: Oct. 13, 2018

Drawn & Checked By: STM

Surveyed.:

CS2404

of

LED garden and pathway bollard

Type: Bollard
BEGA Product: 77237
Project: The Wade
Voltage: 12v
Color: Black
Options: none
Modified: n/a

Post construction: One piece extruded aluminum. All aluminum in the construction is marine grade and copper free.

Lamp Enclosure: One piece die cast aluminum housing attached to post by two (2) stainless steel set screws. Matte safety glass lens. Fully gasketed using a one piece molded silicone gasket.

Electrical: 2.1W LED luminaire, 3.4 total system watts, -30°C start temperature. Integral 12V AC driver provided must be operated using remote magnetic transformer. Standard LED color temperature is 3000K with a >90 CRI.

Note: LEDs supplied with luminaire. Due to the dynamic nature of LED technology, LED luminaire data on this sheet is subject to change at the discretion of BEGA-US. For the most current technical data, please refer to www.bega-us.com.

Anchor base: Anchor post provided made of galvanized steel. Bollards are secured to post using two (2) stainless steel set screws.

Finish: Available in four standard BEGA colors: Black (BLK); White (WHT); Bronze (BRZ); Silver (SLV). To specify, add appropriate suffix to catalog number. Custom colors supplied on special order.

Please note: BEGA's approach to product design is to innovate, not follow. With a steadfast commitment to quality, each product is conceived to satisfy a general or specific lighting task as defined by its architectural or exterior surroundings. The Home and Garden Collection is designed specifically for use in Residential and Light Commercial applications. Please reference our standard BEGA portfolio when mounting provisions for the rigorous demands of high-use commercial and/or vandal proof settings are required.

CSA certified to U.S. and Canadian standards, suitable for wet locations. Protection class IP65

Weight: 6.3 lbs.

Luminaire Lumens: 136

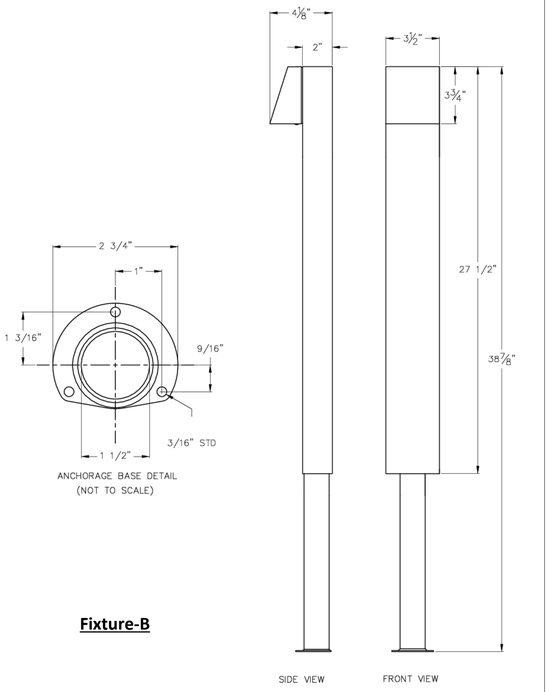


	Lamp	A	B	C	D
77 237	with direct burial anchorage 2.1W LED	3⅝	27⅛	4¼	-



BEGA 1000 BEGA Way, Carpinteria, CA 93013 (805) 684-0533 FAX (805) 566-9474 www.bega-us.com
©copyright BEGA 2017 Updated 02/17

1. LUMINAIRE # 77 237 – SEE SPECIFICATIONS



Fixture-B

TYPE: _____

SUBMITTAL APPROVAL			BEGA
APPROVED BY: _____		CAT NO.: 77 237	
SIGNED:	DATE:	PROJECT:	1000 Bega Way Carpinteria, Ca. 93013 (805) 684-0533
REV.	DATE	DESCRIPTION	LOCATION:
			DRAWN: AV DATE: 8/5/15 File Name: 77237.dxf

This print contains confidential information which is the property of BEGA U.S. By acception this information, the borrower agrees that it will not be used for any other purpose other than that which is was loaned.

LITHONIA LIGHTING®

Catalog Number	
Notes	
Type	

FEATURES & SPECIFICATIONS

INTENDED USE
Provides years of maintenance-free illumination for outdoor use in residential & commercial applications. Ideal for applications such as lighting walkways and stairways for safety and security.

CONSTRUCTION
Cast-aluminum housing with corrosion-resistant paint in either dark bronze or white finish.
ADA compliant.

OPTICS
4000K CCT LEDs.
Polycarbonate lens protects the LED from moisture, dirt and other contaminants.
LUMEN MAINTENANCE: The LED will deliver 70% of its initial lumens at 50,000 hour average LED life. See Lighting Facts label on page 2 for performance details.

ELECTRICAL
MVOLT driver operates on any line voltage from 120-277V
Operating temperature -30°C to 40°C.
1KV surge protection standard.

INSTALLATION
Surface mounts to universal junction box (provided by others).

LISTINGS
UL Listed to U.S. and Canadian safety standards for wet locations.
Tested in accordance with IESNA LM-79 and LM-80 standards.

WARRANTY
Five-year limited warranty. Full warranty terms located at www.AcuityBrands.com/CustomerResources/Terms_and_Conditions.aspx
Note: Specifications are subject to change without notice.
Actual performance may differ as a result of end-user environment and application.

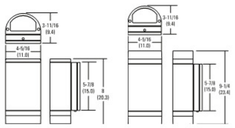
Outdoor General Purpose

OLLWD & OLLWU

LED WALL CYLINDER LIGHT



Specifications
All dimensions are inches (centimeters)



ORDERING INFORMATION For shortest lead times, configure products using **bolded options**. **Example:** OLLWD

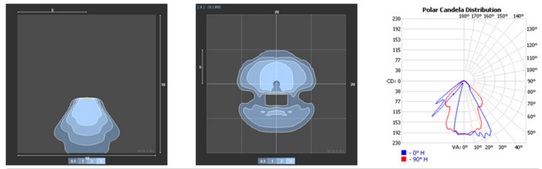
Series		Color temperature (CCT)		Voltage		Finish	
OLLWD	Downlight	**(blank)**	4000K	**(blank)**	MVOLT (120V-277V)	**DDB**	Dark bronze
OLLWU	Up & downlight					**WH**	White

OLLWD & OLLWU LED Wall Cylinder Light

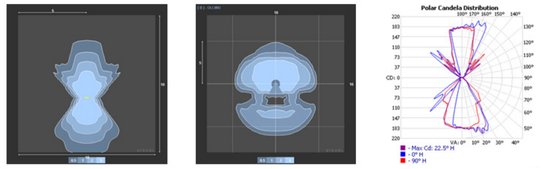
PHOTOMETRICS

To see complete photometric reports or download .ies files for this product, visit Lithonia Lighting's Outdoor LED homepage
Tested in accordance with IESNA LM-79 and LM-80 standards.

OLLWD



OLLWU



OLLWD



OLLWU



LITHONIA LIGHTING®
An AcuityBrands Company

Fixture-P1 & P2

LITHONIA LIGHTING®

Catalog Number	
Notes	
Type	

FEATURES & SPECIFICATIONS

INTENDED USE — The CLX is a slimline lighting solution that is available in multiple lengths, lumen packages and distributions. Designed for versatility, the CLX can address virtually any indoor lighting need. The CLX is also offered in standard and high efficacy configurations and capable of being continuous row mounted or installed as a stand-alone fixture. Ideal for uplight and downlight in commercial, retail, manufacturing, warehouse, and display applications. **Certain airborne contaminants can diminish the integrity of acrylic and/or polycarbonate. Click here for Acrylic-Polycarbonate Compatibility table for suitable uses.**

CONSTRUCTION — Channel and cover are formed from code- gauge cold-rolled steel. Housing and lens end caps are injection molded plastic to provide a more architectural look and feel. The end caps come standard with a 7/8" knock out for continuous mounting but can be ordered without.

Finish: Paint options include high- gloss, baked white polyester (WH), galvanized (GALV), matte black (MB) and smoke gray (SMGY). Five-stage iron phosphate pre-treatment ensures superior paint adhesion and rust resistance.

OPTICS — Offered with acrylic lens and less lens configurations. Provides a choice of optical distributions including, wide, narrow, and aisle.

ELECTRICAL — Utilizes high-output LEDs integrated on a two-layer circuit board, ensuring cool-running operation. Optional internal pluggable wiring harness for reduced labor cost in row mounting applications. (See PLR_ ordering information on page 15.) Electronic LED driver is multi-voltage input and 0-10V dimming standard (see Operational Data on page 12 for actual wattage consumption). This fixture is designed to withstand a maximum line surge of 2.5kV at 0.75kA combination wave for indoor locations, for applications requiring higher level of protection additional surge protection must be provided.

L70>100,000 hours at 25°C.

LEDs provide nominal 80 CRI or 90CRI at 3000 K, 3500 K, 4000 K, or 5000K.

lumen output up to 2,500 lumens per foot.

INSTALLATION — Fixture may be ceiling or wall mounted (with or without THCLX hanger or angle-mounted with CLXANGBRT), pendant or stem mounted with appropriate mounting options.

LISTINGS — CSA certified to US and Canadian safety standards. For use in damp locations between -4°F (-20°C) and 104°F (40°C). Optional High Ambient (HA) ranging to 122°F(50°C) available on certain lumen packages (See ambient temperature chart for additional information).
DesignLights Consortium® (DLC) Premium qualified product and DLC qualified product. Not all versions of this product may be DLC Premium qualified or DLC qualified. Please check the DLC Qualified Products List at www.designlights.org/QPL to confirm which versions are qualified.

WARRANTY — 5-year limited warranty. Complete warranty terms located at www.acuitybrands.com/CustomerResources/Terms_and_Conditions.aspx

Note: Actual performance may differ as a result of end-user environment and application.
All values are design or typical values, measured under laboratory conditions at 25 °C.
Specifications subject to change without notice.

LED Linear

CLX

24", 36", 48" and 96" Lengths



Stock configurations are offered for shorter lead times:

StockPart Number	UPC	DLC QPL Product ID	DLC Premium
CLXL4B 3000LM SEF FDL MVOLT GZ10 40K 80CRI WH	00191723525816	PLANKZB4	Yes
CLXL4B 3500LM SEF FDL MVOLT GZ10 50K 80CRI WH	00191723525885	PKWJ2KXL	Yes
CLXL4B 5900LM SEF FDL MVOLT GZ10 40K 80CRI WH	00191723525991	P7TRZC0	Yes
CLXL4B 5900LM SEF FDL MVOLT GZ10 50K 80CRI WH	00191723525908	PSAA2C1H	Yes
CLXL96 6000LM SEF FDL MVOLT GZ10 40K 80CRI WH	00191723525861	PPYTGRBV	Yes
CLXL96 6000LM SEF FDL MVOLT GZ10 50K 80CRI WH	00191723525915	PWG250TE	Yes
CLXL96 10000LM SEF FDL MVOLT GZ10 40K 80CRI WH	00191723525922	PYKX7CTW	Yes
CLXL96 10000LM SEF FDL MVOLT GZ10 50K 80CRI WH	00191723525830	PKYPL35K	Yes
CLXL4B 3000LM SEF RDL MVOLT GZ1 0 40K 80CRI WH	00191723525960	PLANKZB4	Yes
CLXL4B 3000LM SEF RDL MVOLT GZ1 0 50K 80CRI WH	00191723525892	PKWJ2KXL	Yes
CLXL4B 5000LM SEF RDL MVOLT GZ1 0 40K 80CRI WH	00191723525854	P7TRZC0	Yes
CLXL4B 5000LM SEF RDL MVOLT GZ1 0 50K 80CRI WH	00191723525946	PSAA2C1H	Yes
CLXL96 6000LM SEF RDL MVOLT GZ1 0 40K 80CRI WH	00191723525878	PPYTGRBV	Yes
CLXL96 6000LM SEF RDL MVOLT GZ1 0 50K 80CRI WH	00191723525823	PDOSSKAD	Yes
CLXL96 10000LM SEF RDL MVOLT GZ10 40K 80CR WH	00191723525953	PYKX7CTW	Yes
CLXL96 10000LM SEF RDL MVOLT GZ10 50K 80CRI WH	00191723525847	PKYPL35K	Yes

Capable Luminaire

This item is an A+ capable luminaire, which has been designed and tested to provide consistent color appearance and out-of-the-box control compatibility with simple commissioning.

- All configurations of this luminaire meet the Acuity Brands' specification for chromatic consistency
- This luminaire is part of an A+ Certified solution for nLight® or XPoint™ Wireless control networks marked by a shaded background*

To learn more about A+, visit www.acuitybrands.com/aplus.

*See ordering tree for details



KACM LED

LED Surface Luminaire

CONTOUR

Specifications

Length: 17-1/2" (44.5 cm)
Width: 17-1/2" (44.5 cm)
Height: 7-1/8" (18.1 cm)
Weight (max): 36 lbs. (16.4 kg)



Introduction

The Contour® Series luminaires offer traditional square dayforms with softened edges for a versatile look that complements many applications.

The KACM LED combines the latest in LED technology with the familiar aesthetic of the Contour® Series for stylish, high-performance illumination that lasts. It is ideal for replacing 100-400W metal halide in surface/canopy lighting applications with typical energy savings of 65% and expected service life of over 100,000 hours.

Catalog Number	
Notes	
Type	

Ordering Information

EXAMPLE: KACM LED 60C 700 50K R5 MVOLT SRM DDBXD

KACM LED

Series	LEDs	Drive current	Color Temp[1]	Distribution	Voltage	Mounting
KACM LED	20C[1]	530[1] 530mA	30K 3000K	R2 Type I	MVOLT[2,3]	**Shipped installed**
	30C[1]	700 700mA	40K 4000K	R3 Type II	120[3,5] 277[3,5]	SRM Surface mount
	40C		50K 5000K	R4 Type IV	208[3,5] 347[3,5]	TC Through-wire conduit tee
	60C			R5 Type V	240[3,5] 480[3,5]	(Provided by others)
				R5WS Type V very short		

Shipped separately[4]
YK Yoke/trunnion mount

Options		Finish (required)	
Shipped installed		**Shipped separately[4]**	DDBXD Dark bronze
SF Single fuse (120, 277, 347V)[5]	BL30 Bi-level switched dimming, 30%[6,8,9]	WG Wire guard	DBLXD Black
DF Double fuse (208, 240, 480V)[5]	BL50 Bi-level switched dimming, 50%[6,8,9]		DNAXD Natural aluminum
PIR Ambient/motion sensor, 8-15' mounting height[6,8,9]	HS Houseside shield		DWHXD White
PIRH Ambient/motion sensor, 15-30' mounting height[6,8,9]			DDBTXD Textured dark bronze
PIRHFC3V Motion/ambient sensor for 8-15' mounting heights and for typical applications requiring daylight harvesting and Title 24 compliance[6,8,9]			DBLBXD Textured black
PIRHSFC3V Motion/ambient sensor for 15-30' mounting heights and for typical applications requiring daylight harvesting and Title 24 compliance[6,8,9]			DNATXD Textured natural aluminum
			DWHGXD Textured white

Accessories
Ordered and shipped separately.
KACHYKDDBXD U Yoke/trunnion accessory (specify finish)
KACWGU Wire guard accessory

NOTES
1. 20C or 30C LED are not available with 530 Drive current and 347V or 480V.
2. MVOLT driver operates on any line voltage from 120-277V (50/60 Hz). Single-fuse (SF) requires 120, 277 or 347 voltage option. Double-fuse (DF) requires 208, 240 or 480 voltage option.
3. Any PIRx with BL30, BL50 or PIRHCT, is not available with 208V, 240V, 347V, 480V or MVOLT. It is only available in 120V or 277V specified.
4. Also available as a separate accessory; see Accessories information at left.
5. PIR & PIRSFC3V specifies the Acuity Controls SBGR, SVOLPP motion/ambient sensor, the PIRH & PIRHSFC3V specifies the Acuity Controls SBGRX, OSCP motion/ambient sensor.
6. Reference Motion Sensor table.
7. PIRSFC3V and PIRHSFC3V are not available with bi-level, PN, or DCR. They all use the "OCM" module which requires the low voltage OSCP motion sensor that only senses motion.
8. Requires an additional switched circuit.
9. Dimming driver standard. MVOLT only.
10. Not available with PIRSFC3V and PIRHSFC3V.

LITHONIA LIGHTING®

© 2012-2018 Acuity Brands Lighting, Inc. All rights reserved.

Fixture-CLX & KACM-LED

SCOTT MURRAY LAND PLANNING, INC.
Landscape Architecture | Environmental Design | Project Management

Project:

Tarheel Lodging Redevelopment

Developer:

Tarheel Lodging, LLC and Unicorn Group Fifteen, LLC
6110 Falconbridge Rd. Ste. 200
Chapel Hill, NC 27517

Sheet Title:

Lighting Details

No.	Date:	Issue Notes:

Design Firm:
Scott Murray Land Planning, Inc.
274 Botetourt Ct. Boydton, VA 23917
1450 Environ Way Chapel Hill, NC 27517
252-213-9501 434-689-2925 (fax)
www. stmlandplan.com
smurray@stmlandplan.com

Limitations of Use and Liability Disclaimer - This document and all associated documents are provided for a specific site and the named Project only. In no event shall the Client or any third party copy or use any of the concepts, plans, drawings, specifications, designs, or other documents or data, document produced by the Consultant in connection with the Project (the "Instruments of Service") for any purpose other than those noted above or in relation to any project other than the named Project without the prior written permission of the Consultant. Liability arising from the use of these documents is limited to the scope of services fee agreed to in the Project Proposal Scope of Services.

Scale:	
Date:	Oct. 13, 2018
Drawn & Checked By:	STM
Surveyed.:	

CS2405

of