


# Building Integrated Communities in Chapel Hill Progress Report



Council Business Meeting  
October 10, 2018

Sarah Osmer Viñas, Hannah Gill, Jorge Gutiérrez, Isaura Godinez



# Agenda

- Overview of BIC & Progress to Date
- Demographic Profile
- Findings & Resident Recommendations
- Next Steps



Overview

Demographics

Recommendations

Next Steps

# What is Building Integrated Communities (BIC)?

BIC is a statewide community planning initiative that helps NC local governments to successfully engage with refugee and foreign-born populations in order to:

- Enhance communication
- Improve relationships
- Increase leadership and civic engagement opportunities



# Chapel Hill BIC Timeline

## Phase 1

Sep. 2017 – Aug. 2018



### Community Research

- Collect community information
- Hold discussion groups
- Share knowledge

## Phase 2

Aug. 2018 – Dec. 2018




### Action Planning

- Use research to design town strategies
- Hold public meeting(s) and ask for feedback

## Phase 3

Jan. 2018 – Jun. 2018



### Implementation

- Carry out strategies and actions
- Observe and improve
- Prepare to measure the effects

Overview

Demographics

Recommendations

Next Steps



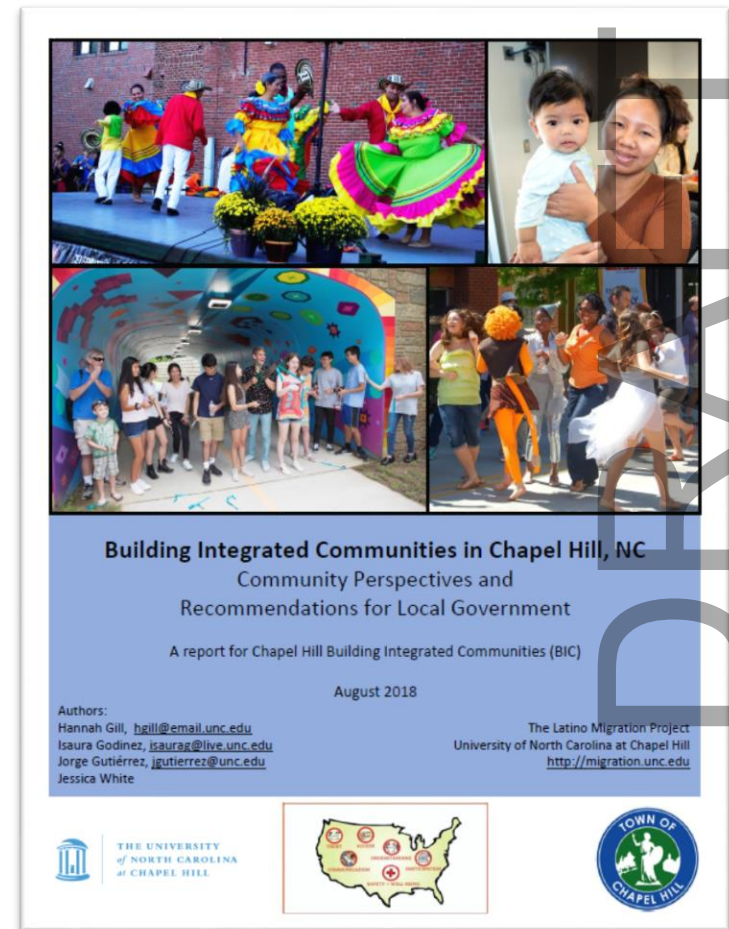
# Phase 1 Complete!

- Community meetings with 160 immigrant and refugee residents
- Data from the U.S. Census and other sources
- Analyzed 25+ oral histories
- 13 interviews with organizations and businesses
- Surveyed 74 refugee residents



# Phase 1 Complete!

- Report complete
- Executive Summary translated into:
  - Spanish
  - Burmese
  - Karen
  - Mandarin Chinese

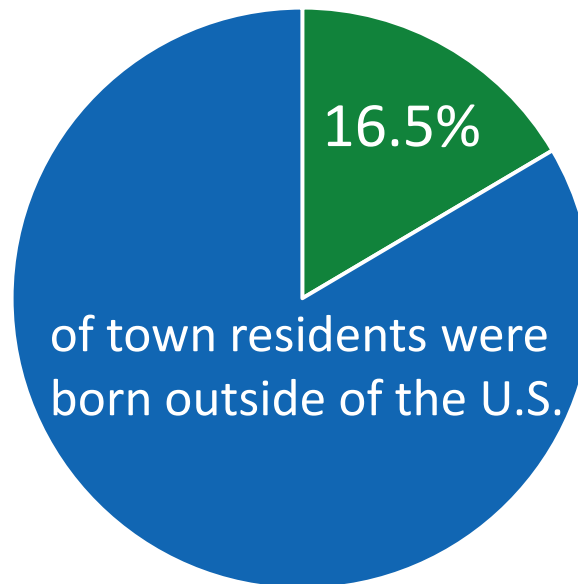


# Demographic Profile

DRAFT

# Our Diverse Community: Population

As of 2016, the Chapel Hill total population was 59,005 people. About 9,691 of those residents, or 16.5%, were born outside of the U.S.



DRAFT



# Our Diverse Community: Country of Origin

Top 5 countries of origin among foreign born Chapel Hill residents

Country	Percentage of Foreign-born Residents	Number of People
China	24.0%	2,330
India	8.8%	854
Korea	8.3%	805
Mexico	5.1%	490
United Kingdom	4.5%	432

Source: ACS 2016 (5 Year Estimates), Table B05006

DRAFT

# Our Diverse Community: Home Ownership

## Home Ownership by Citizenship Status in Chapel Hill

Home Ownership	Born in the U.S.	Not Born in the U.S.	Not Born in the U.S., Naturalized Citizens	Not Born in the U.S., Non-citizens
% who live in homes that they RENT	52.6%	47.7%	21.0%	71.8%
% who live in homes that the OWN	47.7%	52.3%	79.0%	28.2%

Source: ACS 2016 (5 Year Estimates). Table S0501

Overview

Demographics

Recommendations

Next Steps

# Our Diverse Community: Income

## Median household income by citizenship status in Chapel Hill

Characteristic	Born in the U.S.	Not Born in the U.S.	Not Born in the U.S., Naturalized Citizens	Not Born in the U.S., Non-citizens
Median Household Income	\$65,026	\$71,198	\$106,250	\$46,045

Source: ACS 2016 (5 Year Estimates). Table S0501

Overview

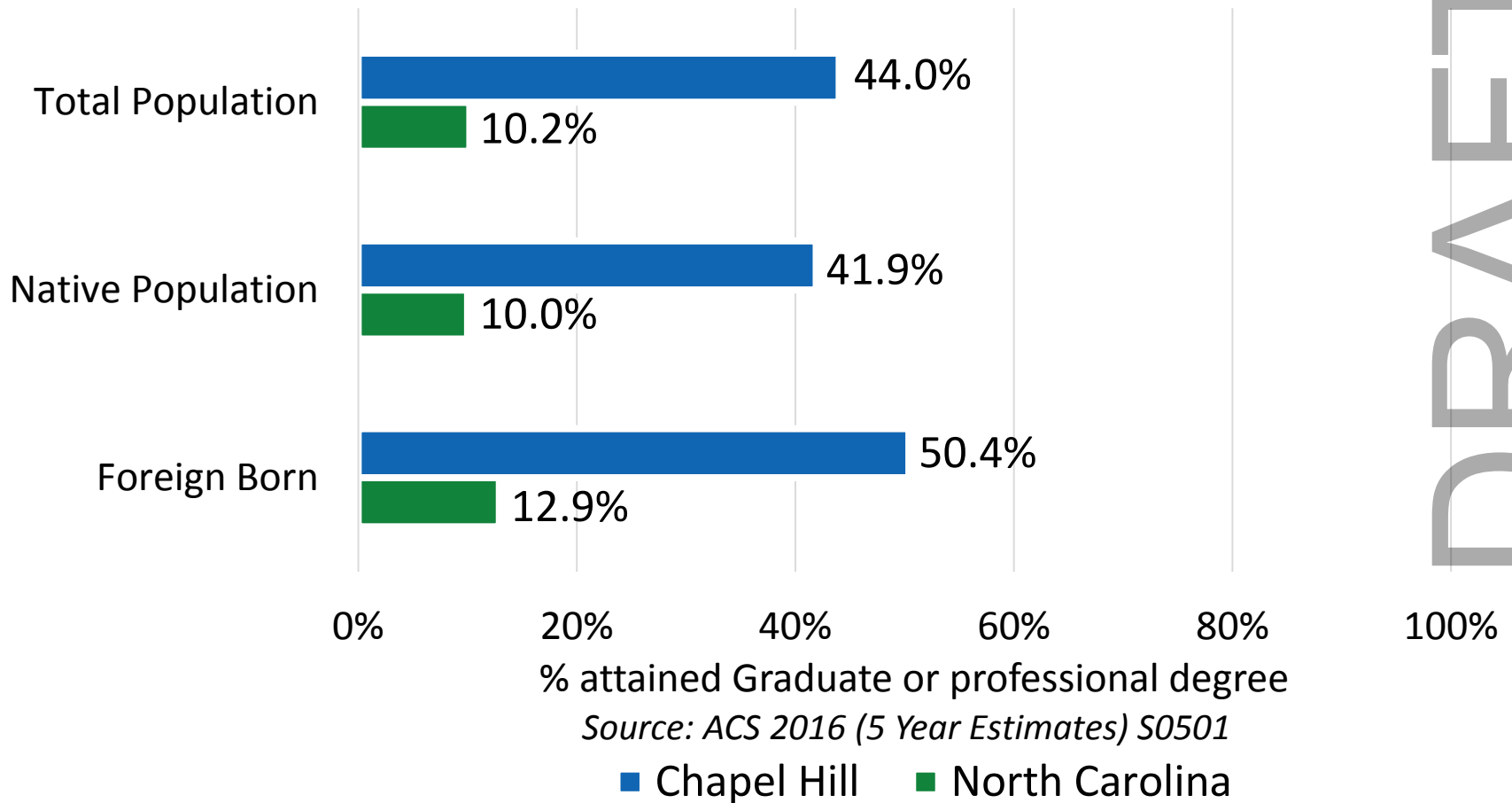
Demographics

Recommendations

Next Steps

# Our Diverse Community: Educational Attainment

## % of Population with Graduate and Professional Degrees in Chapel Hill and NC



DRAFT

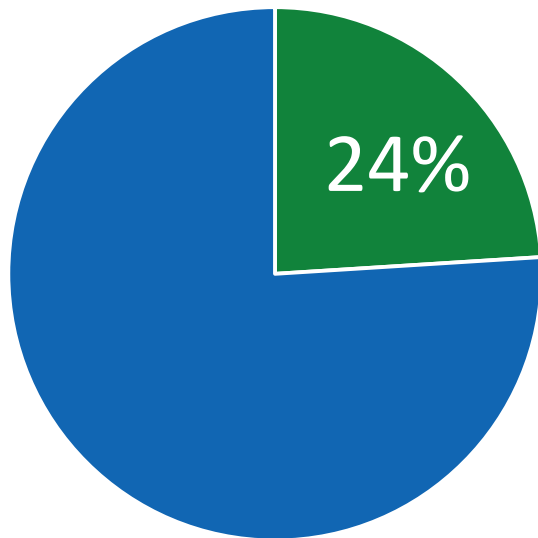
Overview

Demographics

Recommendations

Next Steps

# Our Diverse Community: English Language Ability



**of Chapel Hill residents live in households with limited English speaking ability**

## English-speaking ability for residents born outside the U.S. and do not speak English at home

Residents who speak...	# who speak English "Not well" or "Not at all"	Total # surveyed
Spanish	537 (43%)	1,248
Asian and Pacific Island languages	705 (19%)	3,728
Indo-European languages	115 (5%)	2,188

*Source: ACS 2016 (5 Year Estimates)*

Overview

Demographics

Recommendations

Next Steps



# Findings & Resident Recommendations

DRAFT

# 5 Key Themes

- Public Transportation
- Housing
- Public Safety and Law Enforcement
- Leadership
- Government Communication

DRAFT

# Public Transportation Findings



Overview


Demographics

Recommendations

Next Steps

# Public Transportation Recommendations

- Increase access to public transit
  - More bus stops
  - Expand routes
  - Improve weekend & late-night services
- Improve language access & outreach
- Engage local employers to improve job access for employees who face transportation challenges



# Housing Findings



DRAFT

Overview

Demographics

Recommendations

Next Steps



# Housing Recommendations

- Continue exploring affordable housing strategies
- Improve conditions of existing rental housing
- Improve language access for public housing resources and services
- Engage residents in mobile home communities in Town planning processes



Overview

Demographics

Recommendations

Next Steps

# Public Safety and Law Enforcement Findings



DRAFT

Overview

Demographics

Recommendations

Next Steps

# Public Safety and Law Enforcement Recommendations

- Expand community-police relationships
- Provide more legal resources about ICE raids and civil rights
- Expand bilingual education related to gun violence prevention and youth substance use



# Leadership Findings



DRAFT

Overview


Demographics

Recommendations

Next Steps

# Leadership Recommendations

- Increase accessibility of Town positions for multi-lingual candidates
- Provide interpretation at public meetings
- Provide youth with more opportunities to connect with local government elected officials
- Organize multilingual “Peoples Academy”





# Government Communication Findings



DRAFT

Overview

Demographics

Recommendations

Next Steps

# Government Communication Recommendations

- Make communications language accessible
- Enhance publicity of special events, disaster response, and other local information



# Next Steps

## Action Planning (Aug - Dec 2018)


- Develop town strategies (“action plans”) to improve issues
- Hold public strategy sessions
- Council update and action

## Implementation (Jan 2019 – Jun 2019 and beyond)

- Carry out actions
- Monitor progress
- Make improvements
- Prepare to measure impacts



# Building Integrated Communities in Chapel Hill Progress Report



Council Business Meeting  
October 10, 2018

Sarah Osmer Viñas, Hannah Gill, Jorge Gutiérrez, Isaura Godinez

