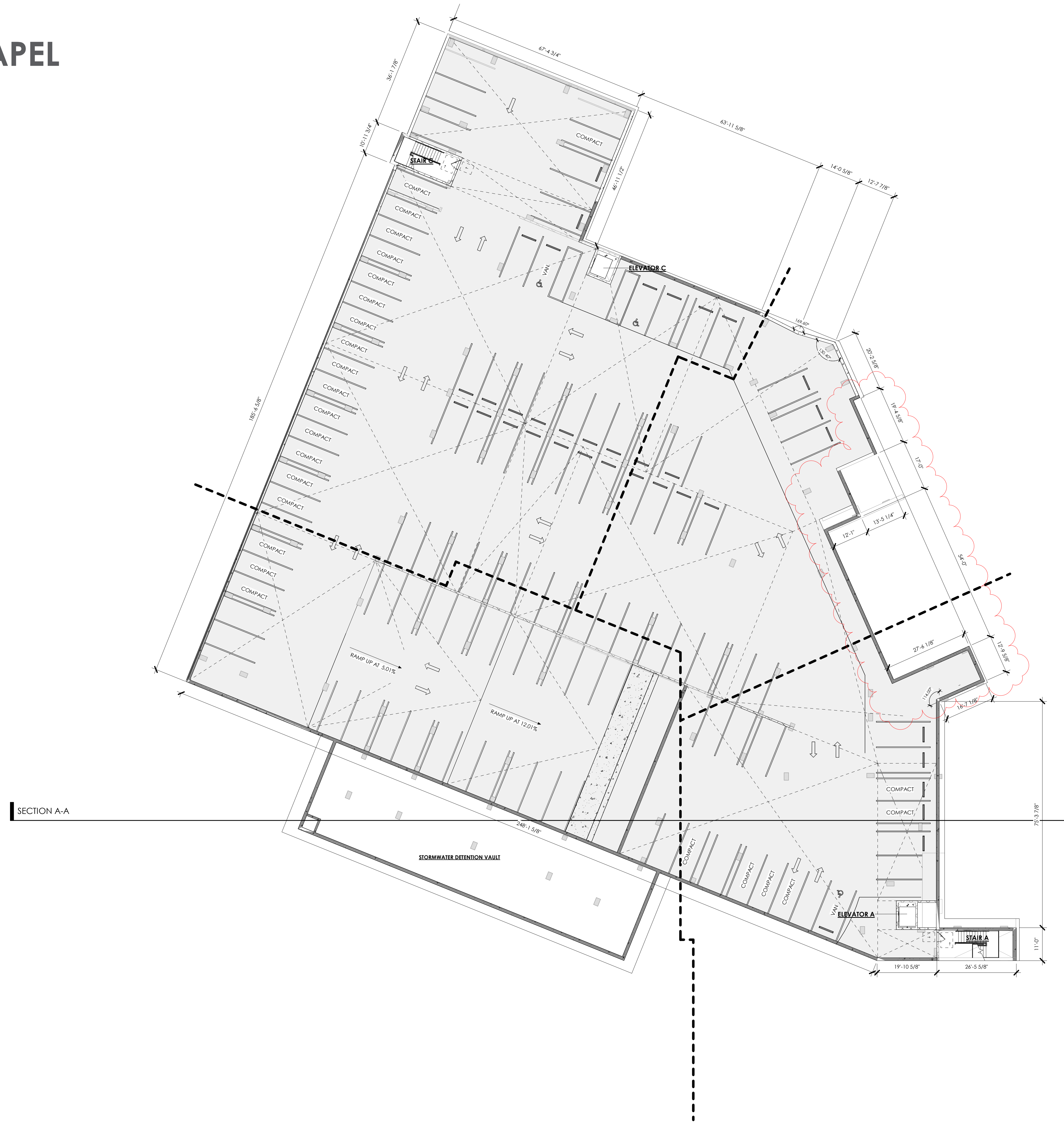


WOODFIELD
**THE PARK - PHASE II - CHAPEL
 HILL, NORTH CAROLINA**

LEGEND:	
	OUTDOOR AMENITY SPACE
	RECREATION SPACE / RESIDENT AMENITY
	LIVE / WORK UNITS
	LEASING / AMENITY SPACE
	TWO STORY BUSINESS CENTER (NON-RESIDENTIAL/ COMMERCIAL)
	RESIDENTIAL / BALCONIES
	RESIDENTIAL COURTYARDS
	PARKING GARAGE
	BACKFLOW
	NEW TRANSFORMERS

PARKING SPACE SIZES
 COMPACT: 7'-6" X 18'-0"
 TYPICAL: 8'-6" X 18'-0"
 HANDICAP: 9'-0" X 18'-0"
 HANDICAP VAN: 9'-0" X 18'-0" W/ 5'-0" SIDE ISLE



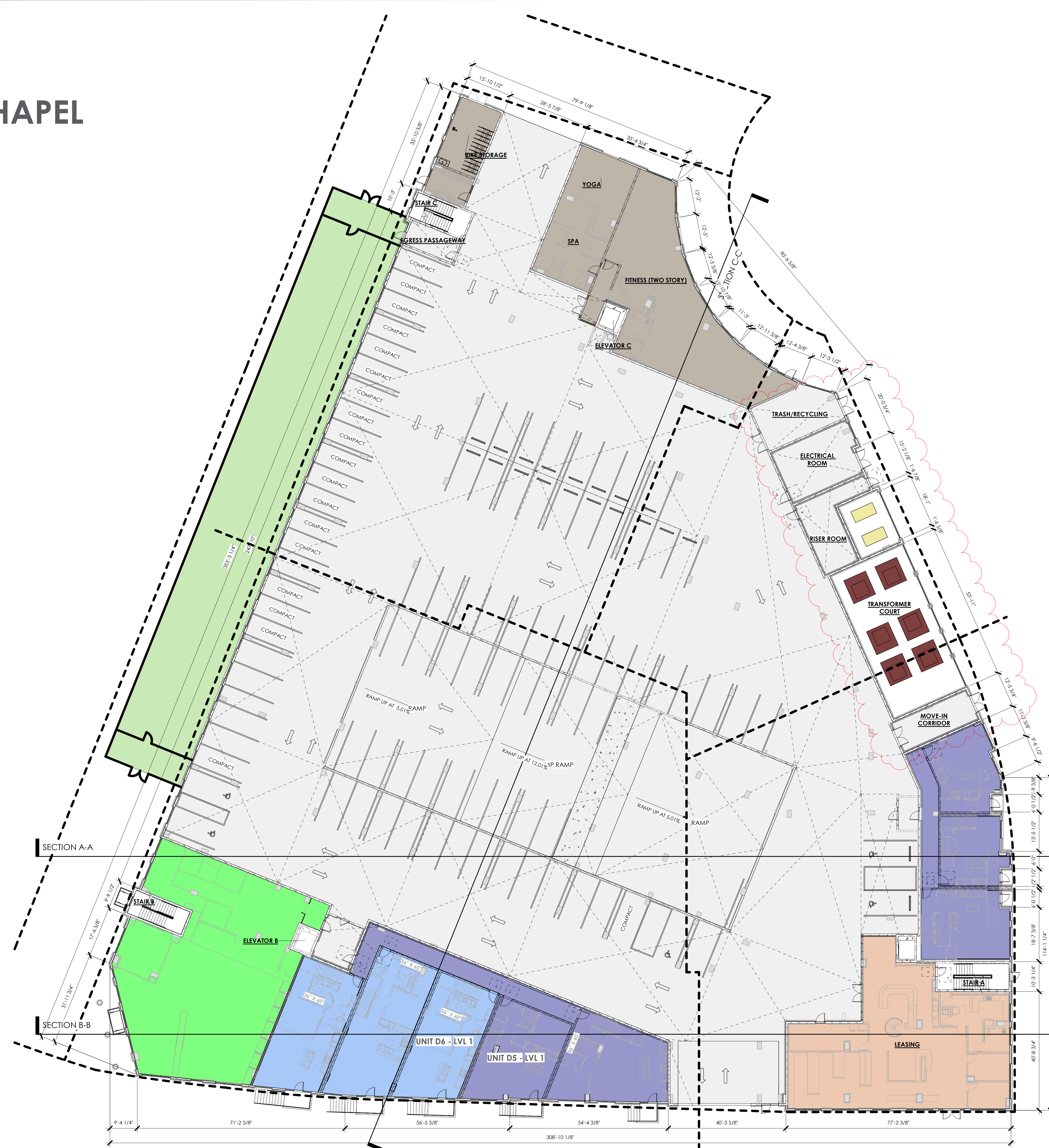
① CONCEPTUAL - BASEMENT LEVEL PLAN
 1/16" = 1'-0"



CONCEPTUAL - BASEMENT LEVEL FLOOR PLAN

WOODFIELD - THE PARK - PHASE II
 CHAPEL HILL, NORTH CAROLINA
 JANUARY 12, 2024

WOODFIELD THE PARK - PHASE II - CHAPEL HILL, NORTH CAROLINA



LEGEND:

- OUTDOOR AMENITY SPACE
- RECREATION SPACE / RESIDENT AMENITY
- LIVE / WORK UNITS
- LEASING / AMENITY SPACE
- TWO STORY BUSINESS CENTER (NON-RESIDENTIAL/ COMMERCIAL)
- RESIDENTIAL / BALCONIES
- RESIDENTIAL COURTYARDS
- PARKING GARAGE
- BACKFLOW
- NEW TRANSFORMERS

PARKING SPACE SIZES
 COMPACT: 7'-6" X 18'-0"
 TYPICAL: 8'-6" X 18'-0"
 HANDICAP: 9'-0" X 18'-0"
 HANDICAP VAN: 9'-0" X 18'-0" W/ 5'-0" SIDE ISLE

NOTE: STOOPS TO UNITS D4-D7 TO BE 5'-0" X 5'-0"
 STOOPS TO UNITS D1-D3 TO BE 3'-0" X 5'-0"

NOTE: CANOPY/AWNINGS TO BE 10'-0" MIN ABOVE SIDEWALK WITH 4'-0" MIN. DEPTH

① CONCEPTUAL - LEVEL P1 PLAN
 1/16" = 1'-0"



CONCEPTUAL - LEVEL P1 FLOOR PLAN

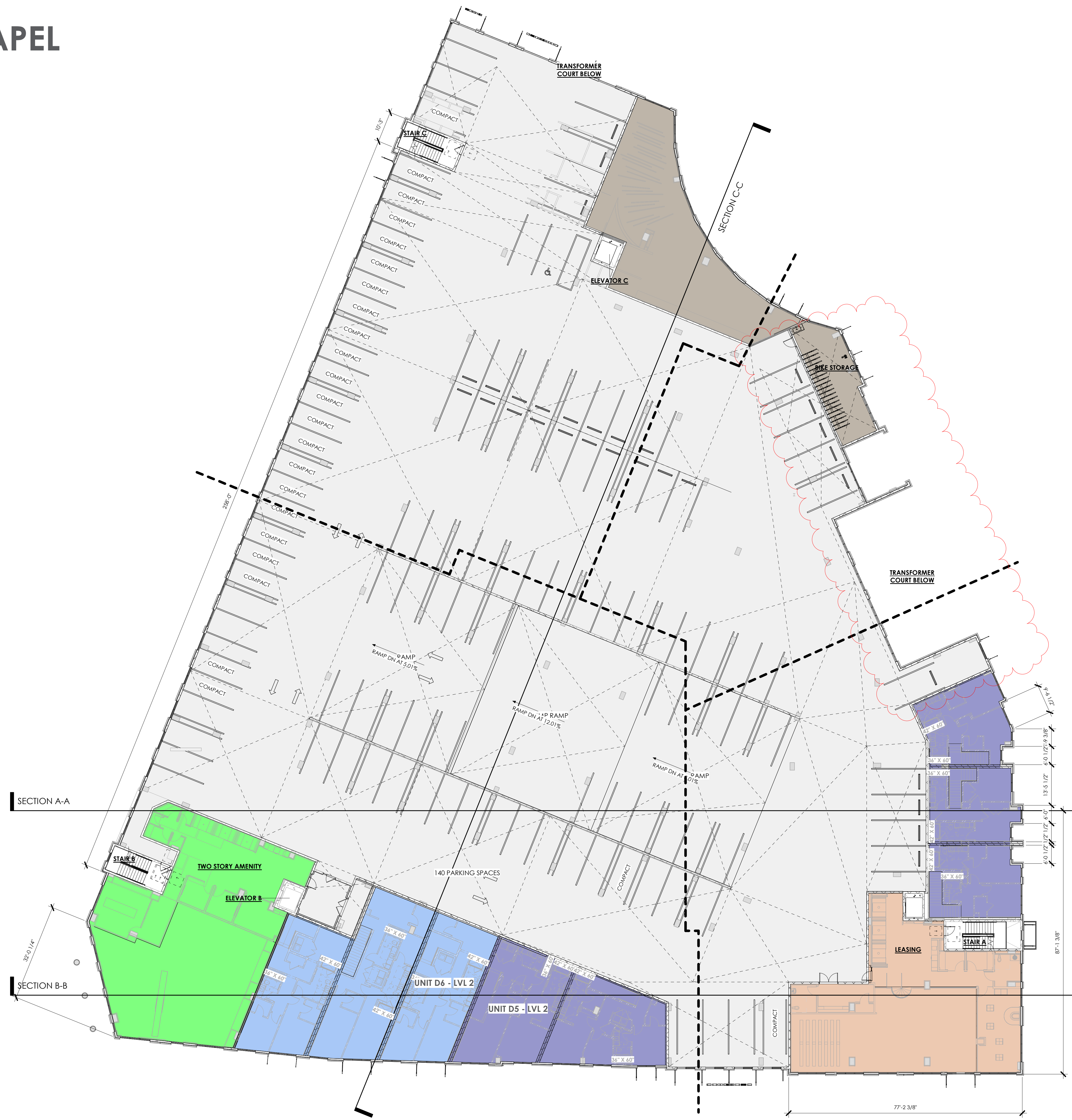
WOODFIELD - THE PARK - PHASE II
 CHAPEL HILL, NORTH CAROLINA
 JANUARY 12, 2024

WOODFIELD
**THE PARK - PHASE II - CHAPEL
 HILL, NORTH CAROLINA**

LEGEND:

- OUTDOOR AMENITY SPACE
- RECREATION SPACE / RESIDENT AMENITY
- LIVE / WORK UNITS
- LEASING / AMENITY SPACE
- TWO STORY BUSINESS CENTER (NON-RESIDENTIAL/ COMMERCIAL)
- RESIDENTIAL / BALCONIES
- RESIDENTIAL COURTYARDS
- PARKING GARAGE
- BACKFLOW
- NEW TRANSFORMERS

PARKING SPACE SIZES
 COMPACT: 8'-0" X 18'-0"
 TYPICAL: 9'-0" X 18'-0"
 HANDICAP: 9'-0" X 18'-0"
 HANDICAP VAN: 9'-0" X 18'-0" W/ 5'-0" SIDE ISLE



① CONCEPTUAL - LEVEL P2 PLAN
 1/16" = 1'-0"



CONCEPTUAL - LEVEL P2 FLOOR PLAN

WOODFIELD - THE PARK - PHASE II
 CHAPEL HILL, NORTH CAROLINA
 JANUARY 12, 2024

WOODFIELD
**THE PARK - PHASE II - CHAPEL
 HILL, NORTH CAROLINA**

LEGEND:	
	OUTDOOR AMENITY SPACE
	RECREATION SPACE / RESIDENT AMENITY
	LIVE / WORK UNITS
	LEASING / AMENITY SPACE
	TWO STORY BUSINESS CENTER (NON-RESIDENTIAL/ COMMERCIAL)
	RESIDENTIAL / BALCONIES
	RESIDENTIAL COURTYARDS
	PARKING GARAGE
	BACKFLOW
	NEW TRANSFORMERS



1 CONCEPTUAL - LEVEL 3 PLAN
 1/16" = 1'-0"

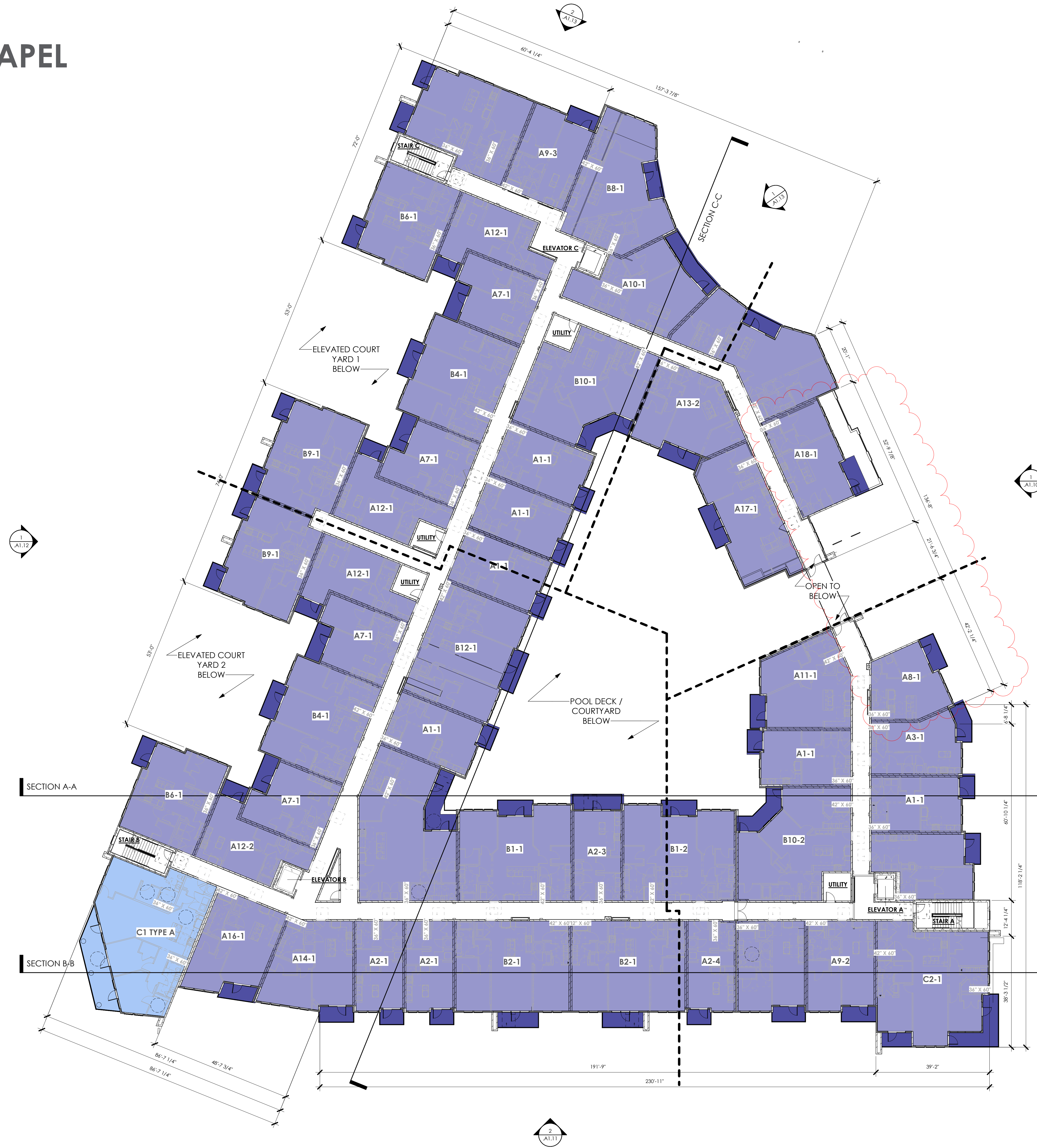


CONCEPTUAL - LEVEL 3 FLOOR PLAN

WOODFIELD - THE PARK - PHASE II
 CHAPEL HILL, NORTH CAROLINA
 JANUARY 12, 2024

WOODFIELD
**THE PARK - PHASE II - CHAPEL
 HILL, NORTH CAROLINA**

LEGEND:	
	OUTDOOR AMENITY SPACE
	RECREATION SPACE / RESIDENT AMENITY
	LIVE / WORK UNITS
	LEASING / AMENITY SPACE
	TWO STORY BUSINESS CENTER (NON-RESIDENTIAL/ COMMERCIAL)
	RESIDENTIAL / BALCONIES
	RESIDENTIAL COURTYARDS
	PARKING GARAGE
	BACKFLOW
	NEW TRANSFORMERS



① CONCEPTUAL - LEVEL 4 PLAN
 1/16" = 1'-0"

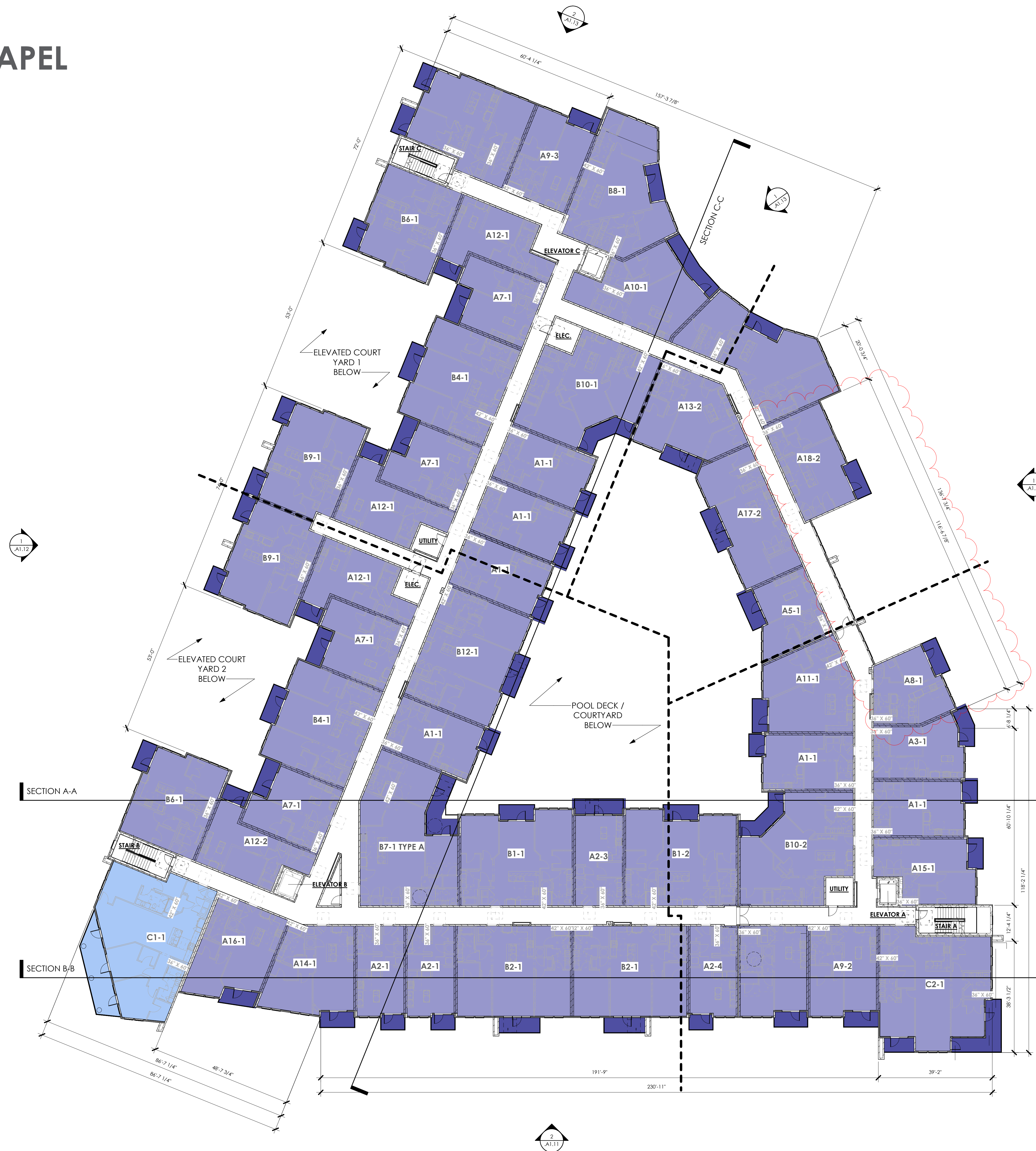


CONCEPTUAL - LEVEL 4 FLOOR PLAN

WOODFIELD - THE PARK - PHASE II
 CHAPEL HILL, NORTH CAROLINA
 JANUARY 12, 2024

WOODFIELD
**THE PARK - PHASE II - CHAPEL
 HILL, NORTH CAROLINA**

LEGEND:	
	OUTDOOR AMENITY SPACE
	RECREATION SPACE / RESIDENT AMENITY
	LIVE / WORK UNITS
	LEASING / AMENITY SPACE
	TWO STORY BUSINESS CENTER (NON-RESIDENTIAL/ COMMERCIAL)
	RESIDENTIAL / BALCONIES
	RESIDENTIAL COURTYARDS
	PARKING GARAGE
	BACKFLOW
	NEW TRANSFORMERS



① CONCEPTUAL - LEVEL 5-6 PLAN
 1/16" = 1'-0"



CONCEPTUAL - LEVEL 5-6 FLOOR PLAN

WOODFIELD - THE PARK - PHASE II
 CHAPEL HILL, NORTH CAROLINA
 JANUARY 12, 2024

WOODFIELD
**THE PARK - PHASE II - CHAPEL
 HILL, NORTH CAROLINA**

LEGEND:

- OUTDOOR AMENITY SPACE
- RECREATION SPACE / RESIDENT AMENITY
- LIVE / WORK UNITS
- LEASING / AMENITY SPACE
- TWO STORY BUSINESS CENTER (NON-RESIDENTIAL/ COMMERCIAL)
- RESIDENTIAL / BALCONIES
- RESIDENTIAL COURTYARDS
- PARKING GARAGE
- BACKFLOW
- NEW TRANSFORMERS



① CONCEPTUAL - LEVEL 7 PLAN
 1/16" = 1'-0"



CONCEPTUAL - LEVEL 7 FLOOR PLAN

WOODFIELD - THE PARK - PHASE II
 CHAPEL HILL, NORTH CAROLINA
 JANUARY 12, 2024

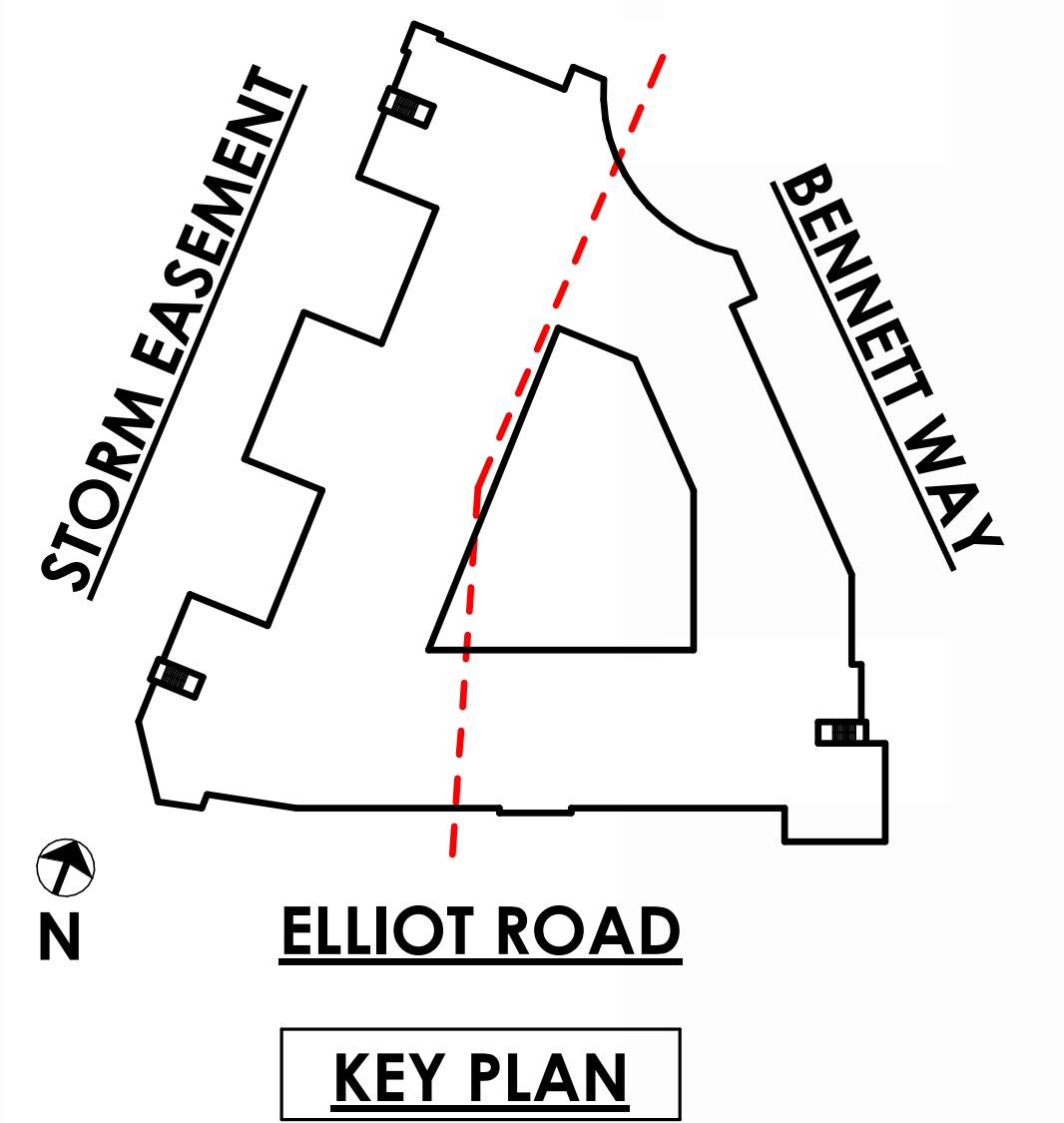
WOODFIELD
**THE PARK - PHASE II - CHAPEL
 HILL, NORTH CAROLINA**



① BENNETT WAY ELEVATION - COLORED
 1/16" = 1'-0"



PREVIOUS BENNETT WAY ELEVATION



COLORED ELEVATIONS

WOODFIELD - THE PARK - PHASE II
 CHAPEL HILL, NORTH CAROLINA
 JANUARY 12, 2024

WOODFIELD
**THE PARK - PHASE II - CHAPEL
 HILL, NORTH CAROLINA**



① CONCEPTUAL ELEVATION AT PUBLIC PLAZA - COLORED
 1/16" = 1'-0"



PREVIOUS ELEVATION AT PUBLIC PLAZA

