

**FY 2024**  
**BUDGET PUBLIC HEARING**

**May 24, 2023**

# AGENDA

- Budget Highlights
- Questions & Answers
- Public Comment

# BUDGET HIGHLIGHTS

- Total budget = \$143,696,978
- 11% increase from prior year
- Tax increase of 5 cents
- Property tax rate of 57.2 cents
- 5% Cost of Living adjustment


# BUDGET HIGHLIGHTS

- Have not had a significant tax increase for General Fund in fifteen years
- Cost of doing Town business has gone up significantly and Council has some big, bold goals
- Prioritizes our employees and the core services they provide
- Acts as a force multiplier for catching up on our backlog AND kickstarting Council goals

# GENERAL FUND REVENUES

<b>Revenue Source</b>	<b>Adopted FY2022-23</b>	<b>Estimated FY2022-23</b>	<b>Recommended FY2023-24</b>
Property Taxes	\$ 35,828,500	\$ 35,633,500	\$ 41,128,500
Sales Taxes	20,246,281	20,749,003	21,993,943
Other Taxes	1,337,000	1,614,000	1,610,000
State Shared Revenues	7,864,098	7,817,630	7,817,600
Charges for Services	4,815,824	5,040,154	5,417,705
Licenses & Permits	2,825,910	2,997,562	3,112,660
Grants	687,997	783,211	690,748
Other Revenues	420,000	626,994	549,350
Appropriated Fund Balance	2,663,390	4,669,852	2,494,494
<b>Total</b>	<b>\$ 76,689,000</b>	<b>\$ 79,931,906</b>	<b>\$ 84,815,000</b>

# ENTERPRISE FUNDS HIGHLIGHTS



## TRANSIT


- 2.2% increase in overall budget
- No tax increase; flat contribution for UNC & Carrboro
- \$400K increase in federal & state assistance
- \$530K lapsed salary adjustment to balance budget



## PARKING

- 0.5% decrease in overall budget
- \$1.2 million from Debt Service to balance budget

# ENTERPRISE FUNDS HIGHLIGHTS



## STORM WATER

- 1.6% increase in budget
- No stormwater fee increase
- Future impact of NPDES requirements



## PUBLIC HOUSING

- 7% increase in overall budget
- HUD contributions (51%), rent revenue (47%) and fund balance/other income (2%)

# IMPACT OF 5 CENT INCREASE ON TAXPAYERS

Property Valuation	Annual Impact	Monthly Impact
\$ 150,000	\$ 75	\$ 6.25
\$ 250,000	\$ 125	\$ 10.42
<b>\$ 454,300*</b>	<b>\$ 227</b>	<b>\$ 18.93</b>
\$ 500,000	\$ 250	\$ 20.83
\$ 750,000	\$ 375	\$ 31.25
\$ 1,000,000	\$ 500	\$ 41.67
\$ 10,000,000	\$ 5,000	\$ 416.67

\* Median home value in Chapel Hill based on the most recent Census data



# IMPACT OF 5 CENT INCREASE ON PRIORITIES



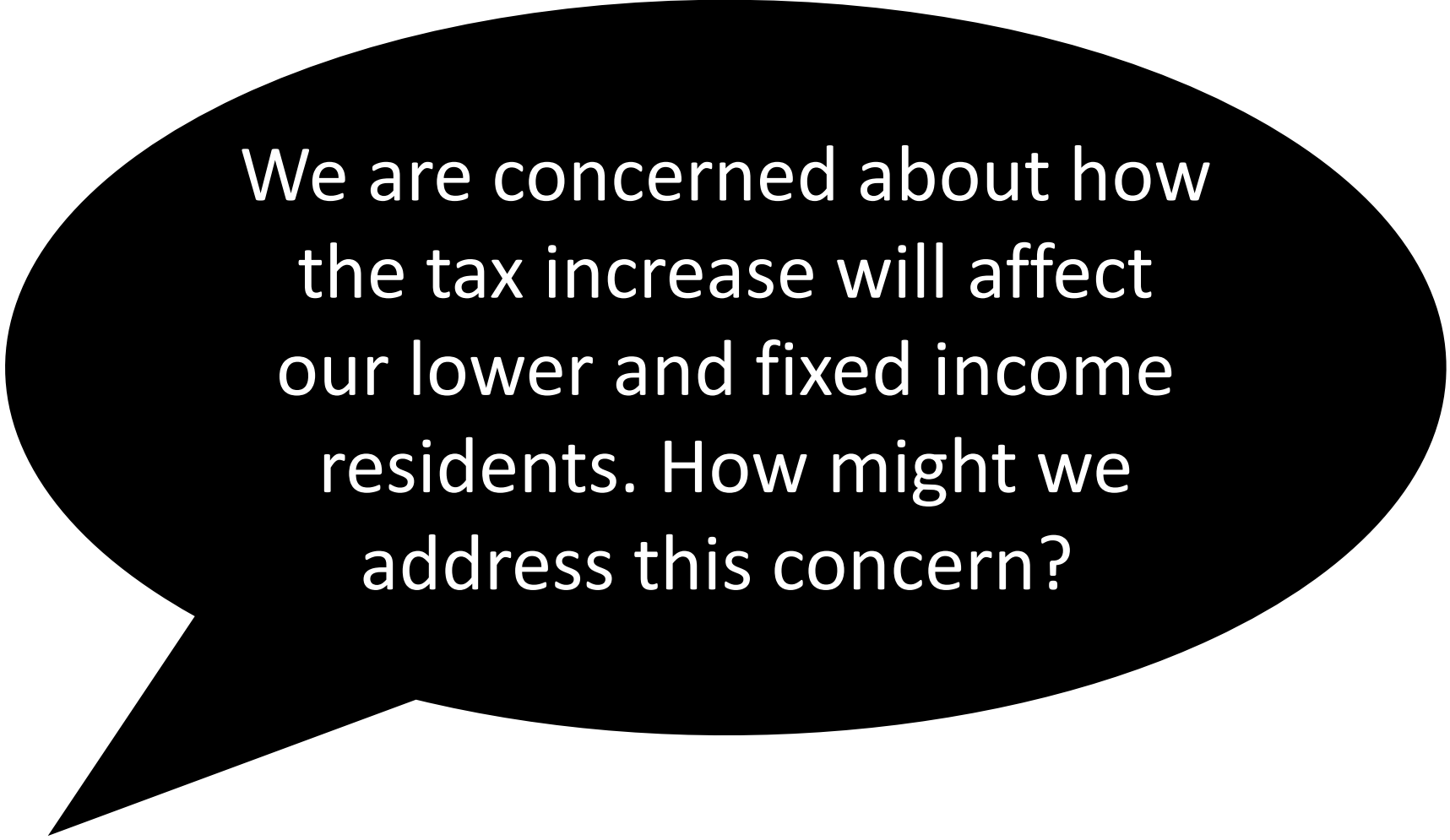
<b>PRIORITY</b>	<b>FY 2024</b>
<b>Staffing</b>	1,850,000
<b>Operations</b>	250,000
<b>Facilities</b>	250,000
<b>Fleet</b>	750,000
<b>Parks Capital</b>	971,000
<b>Fire Capital</b>	250,000
<b>Affordable Housing</b>	282,605
<b>Greenways</b>	500,000
<b>TOTAL</b>	<b>5,103,605</b>

# IMPACT OF 5 CENTS ON 5 YEAR STRATEGY

	<b>FY 2024</b>	<b>FY 2025</b>	<b>FY 2026 *</b>	<b>FY 2027</b>	<b>FY 2028</b>
<b>Staffing</b>	1,850,000	100,000	200,000	300,000	400,000
<b>Operations</b>	250,000	500,000	500,000	500,000	500,000
<b>Facilities</b>	250,000	250,000	250,000	250,000	250,000
<b>Fleet</b>	750,000	250,000	250,000	250,000	250,000
<b>Parks Capital</b>	971,000	18,000	18,000	18,000	18,000
<b>Fire Capital</b>	250,000	250,000	250,000	250,000	47,000
<b>Affordable Housing</b>	282,605	18,000	18,000	18,000	18,000
<b>Greenways</b>	500,000	0	0	0	0
<b>TOTAL</b>	<b>5,103,605</b>	<b>1,386,000</b>	<b>1,486,000</b>	<b>1,586,000</b>	<b>1,483,000</b>
<b>Scenario Proposal</b>	<b>5.00 cents</b>	<b>1.40 cents</b>	<b>1.45 cents</b>	<b>1.55 cents</b>	<b>1.40 cents</b>

# IMPACT OF 5 CENT INCREASE ON COUNCIL GOALS

- ✓ Complete Community
- ✓ Everywhere to Greenways
- ✓ Affordable Housing
- ✓ Connected Community
- ✓ Safe Community
- ✓ Reimagining Community Safety



We are concerned about how the tax increase will affect our lower and fixed income residents. How might we address this concern?

# **BUDGET CALENDAR**

**May 24 Budget Public Hearing**

June 7 Proposed Budget Adoption

**2023-24 Budget Development Page**

[www.townofchapelhill.org/budget](http://www.townofchapelhill.org/budget)