










Flood Hazard Zones

-  1% Annual Chance Flood Hazard
-  Regulatory Floodway
-  Special Floodway
-  Area of Undetermined Flood Hazard
-  0.2% Annual Chance Flood Hazard
-  Future Conditions 1% Annual Chance Flood Hazard
-  Area with Reduced Risk Due to Levee

WHAT ARE THE ODDS OF BEING FLOODED?

The term "100-year flood" has caused much confusion for people not familiar with statistics. Another way to look at flood risk is to think of the odds that a 100-year flood will happen sometime during the life of a 30-year mortgage—a 26% chance for a structure located in the SFHA.

Chance of Flooding over a Period of Years

Time Period	Flood Size			
	10-year	25-year	50-year	100-year
1 year	10%	4%	2%	1%
10 years	65%	34%	18%	10%
20 years	88%	56%	33%	18%
30 years	96%	71%	45%	26%
50 years	99%	87%	64%	39%

Even these numbers do not convey the true flood risk because they focus on the larger, less frequent, floods. If a house is low enough, it may be subject to the 10- or 25-year flood. During a 30-year mortgage, it may have a 26% chance of being hit by the 100-year flood, but the odds are 96% (nearly guaranteed) that it will be hit by a 10-year flood. Compare those odds to the only 1-2% chance that the house will catch fire during the same 30-year mortgage.