

BUDGET WORK SESSION

March 1, 2023


DRAFT

AGENDA

- ARPA Funding Recommendation
- FY 2022 Excess Fund Balance Recommendation
- FY 2024 Budget Discussion & Activity

DRAFT


FIVE YEAR PRIORITIES



PEOPLE



SERVICES



FACILITIES



FLEET



HOUSING

DRAFT

**AMERICAN
RESCUE
PLAN ACT
(ARPA)**

REALITY CHECK

- **We are running out of time** – projects must be under contract by 12/31/2024
- **We've talked about this a lot** - fourteen Council presentations
- **We have one pot of money left** – that could help address identified priorities

DRAFT

ARPA FUNDING ALLOCATIONS PLAN

- Community partner funding \$ 1,000,000
- Affordable housing/homelessness 2,500,000
- Community based projects 500,000
- ReVive program 650,000

- **Parks & Recreation facilities** *2,500,000
- **Bike, ped and greenways** *1,000,000
- Town facilities 1,200,000
- Downtown revitalization 1,000,000
- Digital access 300,000



\$10.7M

***1.85 million
left to approve**

DRAFT

ARPA FUNDING RECOMMENDATION

PARKS & RECREATION FACILITIES

• Inclusive Playground Equipment @ Community Ctr	\$ 500,000
• System-wide Playground Accessibility	285,000
• Skate Park Replacement	500,000
• Teen Center Study	<u>65,000</u>
	\$ 1,350,000

GREENWAYS

• Bolin Creek Greenway Design (Umstead to Estes Drive Ext)	\$ 500,000
---	-------------------

DRAFT

DO WE HAVE A THUMBS UP FOR THIS ALLOCATION?



DRAFT

**FY2022
EXCESS FUND
BALANCE**

REALITY CHECK

- **This is one-time funding**, not for needs with significant ongoing costs
- **We do not recommend additional appropriation**, based on best practices for fiscal stewardship
- **This is a both/and opportunity** - to fund organizational needs and Council priorities

DRAFT



140 West Parking Deck Repairs	\$ 240,000
Fire Station Design	200,000
American Legion Pond Dam	540,000
Facilities Maintenance	500,000
Public Safety Radios	250,000
Parks & Rec Field Painter	62,700
Council Chamber Upgrades (Hybrid)	250,000
Website Redesign	50,000
Vehicle Replacements	603,248
Motor Grader	240,000
Pilot EV Garbage Truck Match	330,552
LUMO Re-Write (Year 1 – 50%)	650,000
Fiscal Impact Study	70,000
Veteran’s Memorial – Phase III	13,500
TOTAL	\$ 4,000,000*

DRAFT

*Assumes \$250,000 for Inman Property (Greene Tract adjacent) is funded with Council Initiatives funding

DO WE HAVE A THUMBS UP FOR THIS ALLOCATION?

DRAFT

**FY2024
BUDGET
DISCUSSION**

- Tax Base/Tax Rate
- Partial vs Fuller Funding Scenarios
- Department Budget Examples
- Enterprise Fund Examples
- Interactive Budget Activity

DRAFT

TAX BASE - REALITY CHECK

\$1 million added to base = **\$5,220** in revenue

\$97 million (1%) added to base* = **\$506,340** in revenue

* \$97 million = 2 University Places or 3 Europa Centers or 4 AC Hotels

DRAFT

TAX RATE – REALITY CHECK

	FY09	FY10*	FY11	FY12	FY13	FY14	FY15	FY16	FY17	FY18*	FY19	FY20	FY21	FY22*	FY23
General Fund	42.3	36.0	36.0	37.8	37.8	38.8	38.8	38.8	38.8	37.6	38.6	38.6	38.6	37.2	37.2
Debt Fund	11.0	9.3	9.3	7.5	7.5	7.5	8.5	8.5	8.5	8.2	8.2	9.8	9.8	8.8	8.8
Transit Fund	4.8	4.1	4.1	4.1	4.1	5.1	5.1	5.1	5.1	5.0	6.0	6.0	6.0	5.4	6.2
Town Total	58.1	49.4	49.4	49.4	49.4	51.4	52.4	52.4	52.4	50.8	52.8	54.4	54.4	51.4	52.2

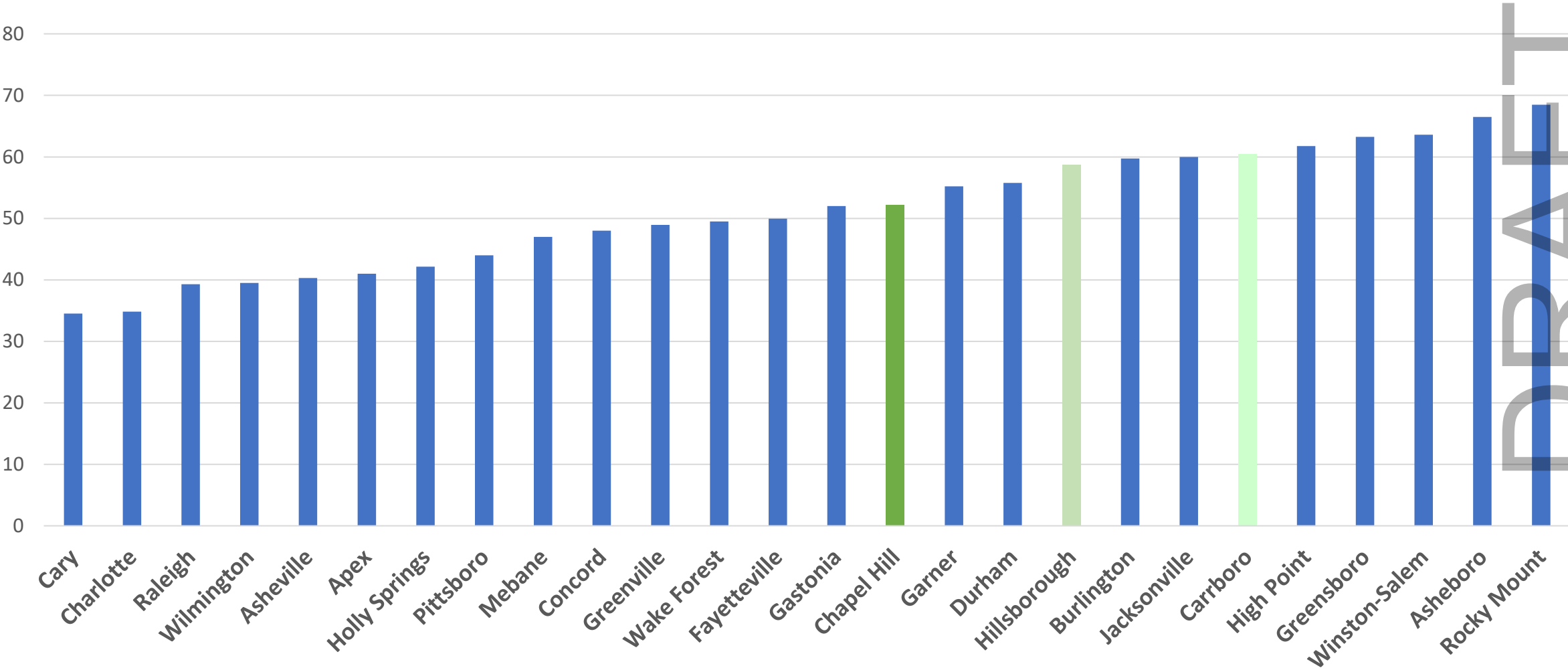
* Revaluation years

General Fund decreased 12%
 Debt Fund decreased 20%
 Transit Fund increased 30%

} FY09 – FY23

TAX RATE – REALITY CHECK

Neighboring FY 23 Tax Rates: Town of Carrboro = 60.44 & Town of Hillsborough = 58.7



FIVE YEAR SCENARIOS

- Based on Five Year Priorities
- Include \$\$ for Council initiatives
- Does not include a “zero” option

DRAFT

PARTIAL PRIORITIES SCENARIO

	FY 2024	FY 2025	FY 2026 *	FY 2027	FY 2028
Staffing	1,100,000	200,000	300,000	400,000	500,000
Operations	250,000	350,000	450,000	550,000	650,000
Facilities	250,000	250,000	250,000	250,000	250,000
Fleet	500,000	250,000	500,000	250,000	250,000
Parks Capital	971,000	18,000	18,000	18,000	18,000
Fire Capital	250,000	250,000	250,000	250,000	47,000
Affordable Housing	282,605	18,000	18,000	18,000	18,000
Council Initiatives*	500,000	0	0	0	0
TOTAL	4,103,605	1,336,000	1,786,000	1,736,000	1,733,000
Scenario Proposal	4.00 cents	1.50 cents	1.50 cents	1.50 cents	1.50 cents

DRAFT

WHAT'S THE IMPACT OF A PENNY ON TAXPAYERS?

Property Valuation	Impact of a Penny	4 cent Impact
\$ 250,000	\$ 25	\$ 100
\$ 454,300*	\$ 45	\$ 180
\$ 750,000	\$ 75	\$ 300
\$ 1,000,000	\$ 100	\$ 400
\$ 13,000,000	\$ 1,300	\$ 5,200
\$ 64,000,000	\$ 6,400	\$ 25,600

DRAFT

FULLER PRIORITIES SCENARIO

	FY 2024	FY 2025	FY 2026 *	FY 2027	FY 2028
Staffing	1,500,000	750,000	750,000	750,000	750,000
Operations	1,000,000	1,000,000	1,000,000	1,000,000	1,000,000
Facilities	1,000,000	1,000,000	500,000	500,000	250,000
Fleet	1,000,000	1,000,000	500,000	500,000	250,000
Parks Capital	971,000	18,000	18,000	18,000	18,000
Fire Capital	971,000	18,000	18,000	18,000	18,000
Affordable Housing*	282,605	18,000	18,000	18,000	18,000
Council Initiatives	500,000	0	0	0	0
TOTAL	7,224,605	3,804,000	2,804,000	2,804,000	2,304,000
Scenario Proposal	7.50 cents	4.00 cents	2.75 cents	2.75 cents	2.25 cents

* - To meet Affordable Housing needs would take about 3 pennies financed over 20 years or 6 cents in FY 2024

DRAFT

WHAT'S THE IMPACT OF A PENNY ON TAXPAYERS?


Property Valuation	Impact of a Penny	7.5 cent Impact
\$ 250,000	\$ 25	\$ 188
\$ 454,300*	\$ 45	\$ 341
\$ 750,000	\$ 75	\$ 563
\$ 1,000,000	\$ 100	\$ 750
\$ 13,000,000	\$ 1,300	\$ 9,750
\$ 64,000,000	\$ 6,400	\$ 48,000

DRAFT

REALITY CHECK – LIBRARY BUDGET

- Personnel
- Contracted Services
- Collections & Programs
- Staff Training & Development

\$3.6 MILLION



- Inflationary Costs
- Competing Priorities
- Community Demand
- Council Goals

DRAFT


REALITY CHECK – CAPA BUDGET

Target budget for CaPA	\$1 Million
Personnel Salaries & benefits	78%
Contracted Services Support for programs, software and services	20%
Items “set” for budget Computer use charges, telephone, cell phones	1%
What’s left Training, supplies, anything new	1%

DRAFT


REALITY CHECK – POLICE BUDGET

\$15 MILLION




89%

Personnel



9%

**“Keep the
Lights On”**



2%

**What’s
Left**

DRAFT

**ENTERPRISE
FUNDS**



TRANSIT

STORMWATER

PARKING

**PUBLIC
HOUSING**

REALITY CHECK

- **Need to increase staff capacity**, in order to meet regular – and regulatory – demand.
- **We've absorbed annual increased costs**, resulting in an effective budget decrease.
- **Projects coming out of the ground soon**, but we aren't feeling their impact yet.

DRAFT

WHAT QUESTIONS DO YOU HAVE?

DRAFT

**BUDGET INTERACTIVE ACTIVITY
WITH COUNCIL**

DRAFT