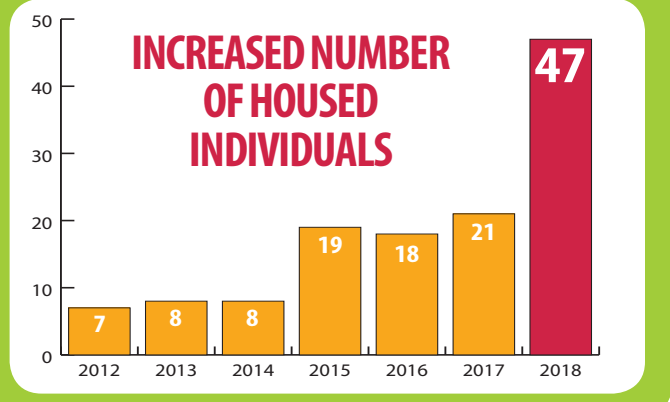


2018 REPORT

Everyone deserves a safe, stable place to call home.

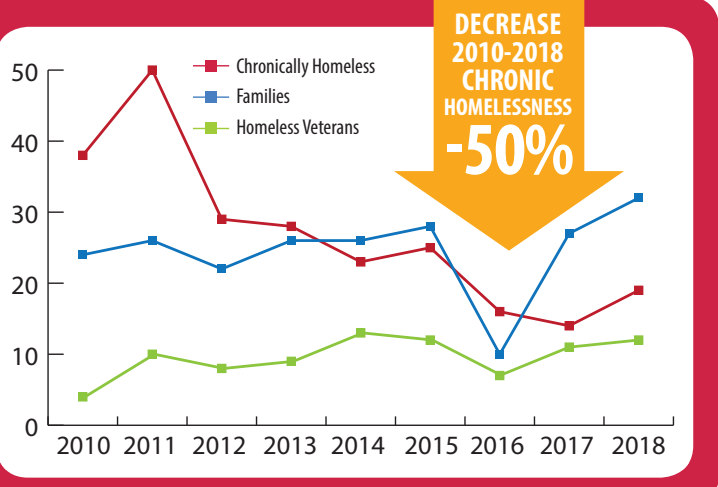
47 OF THE MOST VULNERABLE PEOPLE HOUSED IN 2018

128 HOUSED SINCE 2012

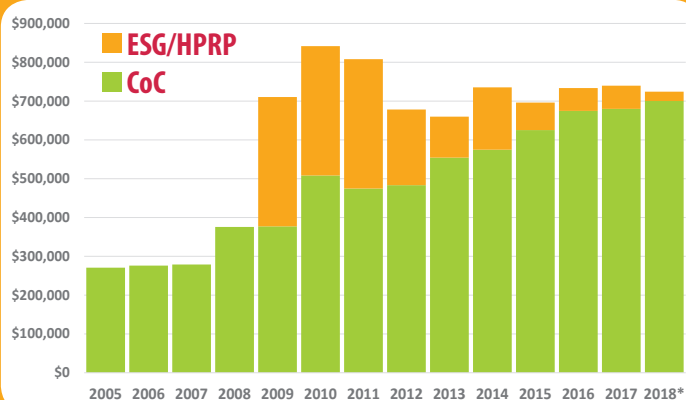


SPECIAL POPULATIONS

Great Progress Towards Ending Chronic Homelessness In Orange County



OCPEH secured \$8.5 million in federal funding for Orange County since 2005



\$724,300 FEDERAL FUNDING SECURED IN 2018

\$8.5 MILLION SINCE 2005

55 COMMUNITY MEETINGS **5** PRESENTATIONS TO ELECTED BOARDS

5 HOMELESSNESS ORIENTATIONS **8** GROUP PRESENTATIONS

2018 REPORT

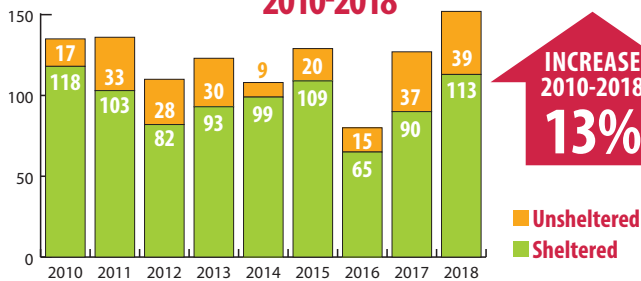
152

PEOPLE IN ORANGE COUNTY EXPERIENCED HOMELESSNESS ON ONE NIGHT



Point-in-Time count numbers are up compared with last year and over time

ORANGE COUNTY POINT-IN-TIME COUNT DATA 2010-2018



15% DECREASE

24% DECREASE

HOMELESS SYSTEM BEDS

111 SHELTER & TRANSITIONAL HOUSING

91 YEAR-ROUND
20 COLD WEATHER COTS

15 RAPID RE-HOUSING

93 PERMANENT SUPPORTIVE HOUSING



People experiencing homelessness are disproportionately people of color

RACE

% of People Experiencing Homelessness in Orange County



% of People in Orange County Overall



Legend: Black or African-American (Green), White (Orange), Multiple Races (Red), American Indian or Alaska Native (Blue), Asian (Purple), Native Hawaiian or Other Pacific Islander (Teal)

We cannot end homelessness without closing the seven current system gaps.

- Best practice, fully-funded Rapid Re-housing
- Income based rental housing
- Drop-in Day Center with Integrated Services
- Street Outreach
- 24 Hour Bathroom Facilities in Downtown Chapel Hill/Carrboro
- Accessible & Housing Focused Shelter
- Diversion Funding



2018



PROJECT CONNECT ORANGE COUNTY

ONE DAY SERVICE EVENT CONNECTED

115 GUESTS WITH 1,131 SERVICES

SEARCH FOR HELP ONLINE: OCCONNECT.INFO